





# 2024 McDonald's SGC Championships



Gold Coast  
Aquatic Centre

Friday 8th March 2024  
Saturday 9th March 2024  
Sunday 10th March 2024



**This page is left intentionally blank**

Swimming Gold Coast sincerely welcomes all competitors, coaches, team managers, volunteers and technical officials to the 2024 McDonald's SGC Championships, held at the Gold Coast Aquatic Centre. The following clubs are represented at these Championships:

Team		Swimmers Friday	Swimmers Saturday	Swimmers Sunday	Swimmers Total
1	A B Paterson College	6	9	16	19
2	All Saints Swim Club	7	8	10	10
3	Alstonville	1	2	1	2
4	Beaudesert Swim Club		2	2	2
5	Belgravia Swim Club - GC	4	9	13	13
6	Bond Swim Club	11	21	20	23
7	Emmanuel College Swim Club	23	36	31	41
8	Finland		1	1	1
9	Griffith University Swim Club	13	15	3	16
10	Gullivers Coomera			1	1
11	Helensvale Swim Club	24	39	38	46
12	Kennedy Pacific		1	1	1
13	Kingscliff		1	4	4
15	Lawrence Swim Club	6	8	21	22
16	Miami Swim Club	38	57	47	64
17	New Caledonia	5	7	5	7
18	Pimpama Swim Club	17	28	30	33
19	Sharks Aquatics	12	17	25	29
20	Somerset Swim Club	30	52	56	65
21	Southport Olympic Swim Club	23	37	36	40
22	St Hilda's Aquatics	17	24	30	36
23	Superfish Swim Club	1	2	5	5
24	Surfers Paradise Swim Club	1	5	6	8
25	Trinity Aquatics Club	7	8	10	11
26	TSS Aquatics	20	32	27	40
27	Twin Towns			1	1
<b>TOTAL</b>		<b>266</b>	<b>421</b>	<b>440</b>	<b>540</b>

**Swimming Gold Coast would like to thank** the following for their support and contributions to this meet and swimming on the Gold Coast in general.

- Gold Coast Aquatic Centre for hosting our meet and the Gold Coast City Council for their ongoing support.
- Our Clubs, their committee members, coaches, club team managers and volunteers who enable swim clubs to continue to promote this great sport on the Gold Coast.
- All our Officials & Committee members who volunteer their time to make it possible to run our Championship meets on the Gold Coast. Technical Officials working this meet include:

- ✚ Sharon Wicking – **Chief Referee** – SGC Technical Committee – Southport Olympic
- ✚ Michelle Schafer – **Meet Director** – SGC Secretary – Miami SC
- ✚ Karen Macleod – SGC Technical Committee – Aust. Technical Manager – Miami
- ✚ Alan Smith – SGC Technical Committee – World Aquatics referee – Beaudesert
- ✚ Tracy Rawlings – SGC Technical Committee – All Saints Gold Coast
- ✚ Warren Dopson – SGC President – All Saints Gold Coast
- ✚ Kathy Sawoniewski – SGC Treasurer – Miami
- ✚ Sienna Dopson – SGC Race Secretary – Emmanuel College
- ✚ Leisa Clayton – SGC Vice President – Griffith Uni
- ✚ Darren Cheal – Helensvale
- ✚ Norma Hanby – Kennedy Pacific
- ✚ Paul Sawoniewski – Miami
- ✚ Tina Bowden – Emmanuel College
- ✚ Jane White – Trinity Aquatic
- ✚ Denise Miller – Trinity Aquatic
- ✚ Maree Pavlovec – Miami
- ✚ Michele Burley Jones – Helensvale
- ✚ Tammy Zunker – Griffith Uni
- ✚ Suellen Hardie – Brisbane Swimming

- Volunteers are vital to grass roots sport and SGC would also like to thank the volunteers that will timekeep, run results, announce, provide medals, and keep everyone fed throughout the weekend.
- SGC would also like to thank all parents who drive, feed, support, congratulate and encourage their swimmers.
- And mostly, the swimmers. Thank you for your hard work, dedication and effort in becoming better people, whilst gaining lifetime memories and friendships through your participation and fulfilment of your potential in the pool.

## Notes for the day

1. These Championships will be conducted under the Swimming Queensland General Rules, SQ Championship By-Laws, World Aquatics and SAL rules.
2. All competitors must at the time of competing, be a registered Competitive Member of a Swimming Club, which is duly affiliated, with both its Regional and State bodies.
3. This is a closed meet for members of Swimming Gold Coast Clubs only. However, swimmers of another Federation are permitted to swim in a club team, however, the swimmer must be training within the region and club head coach must confirm and will be classed as a visitor. Members of North Coast NSW have also been invited to attend as visitors.
4. The age of competitors shall be as at the 8<sup>th</sup> March 2024.
5. By entering this swim meet all swimmers and attendees agree to adhere to the Swimming Gold Coast code of conduct. The code of conduct can be found at the following link – [HERE](#).
6. On the day late entries will **NOT** be accepted, under any circumstances.
7. Friday Warm-up commences at 4.30pm and the first race will commence at 5.30pm.
8. Saturday Warm-up commences at 2.00pm and the first race will commence at 3.00pm.
9. Sunday Warm-up commences at 8.00am and the first race will commence at 9.00am.
10. Dive starts and pace work during warm-up will be allocated for Lanes 0 and 9.
11. After the commencement of the meet, 3 lanes within the training pool area have been allocated for a warm-up / warm-down swimming area.
12. All events of 400m and over (400m IM, 400m Free, 800m Free and 1500m Free) require swimmers (or their Coach / Team Manager) to confirm their intention to swim at the Help Desk a minimum of one hour prior to the published start time of the relevant event. Swimmers / coaches or team managers will also be able to (and are encouraged to) register their intention to swim via the below QR code and form submission.



**Please scan the QR Code to register your intention to swim for the 400m, 800m and 1500m Freestyle events, as well as the 400m Individual Medley Events. The check-in closing time is found in the timeline and the program.**

**If you confirm your intention to swim and do not compete in the event, your club will be fined \$50.  
Note: the QR code will be open for registration from midday Friday 8th March.**

13. Failure to confirm their intention to swim **WILL** be taken as a withdrawal and the event may be reseeded. Confirmed swimmers should then follow the self-marshalling procedures.
14. If events are reseeded, this will occur after intention to swim confirmations have closed, swimmers will be notified by an announcement and must make their way to the help desk to be informed of the new heat and lane allocations.
15. Swimmers competing in the 800m and 1500m Freestyle events **MUST** provide details of their lap counter whilst checking in at the help desk. Swimmers will not be able to check-in without confirmation of an organised lap counter.

16. The Pool Deck area must be kept clear to enable all officials to carry out their duties during the running of the Meet.
  - No person shall walk on the pool deck between the pool end and the timekeepers.
  - No person shall walk along the poolside during any event.
  - No person shall enter the water between races unless instructed to do so by an official.
17. Heats may be combined at the discretion of the Referee.
18. The start rule used at this meet will be the 'one start' rule.
19. Self Marshalling will be used for these Championships and swimmers will need to be in the self-marshalling zone at least 2 heats prior to the commencement of their heat for 200m events and over or 4 events prior for 50m and 100m events. Clubs may provide team managers to assist their swimmers to be in the self-marshalling zone at the appropriate time.
20. The Referee will call the swimmers to their position on their blocks with a long whistle blast.
21. For backstroke events swimmers will enter the water, feet first, on the first long whistle blast. Upon the second whistle, swimmers will assume their starting positions.
22. The Starter will call "take your marks"; the swimmers will assume their starting positions and remain stationary until the starting device is sounded.
23. Any swimmer may be disqualified if he/she delays the start or willfully disobeys an instruction from the Starter.
24. At the completion of each heat, the swimmers must remain in their lanes, within the water, until all competitors in the race have finished. Swimmers will then leave the water at the direction of the Referee, with a quick double blast of the whistle, or as directed, **via the side of the pool.**
25. All protests are to be submitted in writing by the responsible team leader together with a \$100 deposit with the Referee no later than 30 minutes after the announcement of the results or disqualifications.
26. The Referee will be the sole arbitrator of all disputes and his/her decision will be final.
27. In nominating for this Meet, swimmers agreed that they may be photographed by Swimming Gold Coast or their 3<sup>rd</sup> party provider (Medal Shots), that the images may be displayed for viewing and purchasing on site during the Meet and on the photographer's secure website after the Meet, and that they may also be used by Swimming Queensland, Swimming Gold Coast and the Club at its discretion.
28. All events are being run as timed finals.

## Awards

29. For events 3, 4, 7, 8, 9, 10, 11, 12, 13, 14, 17, 18, 21, 22, 23, 24, 27, 28, 29, 30, 31, 32, 35, 36, 37, 38, 41, 42, 43, 44, 47, 48, 49, 50, 53, 54, 57 and 58 the first three places in each of these events will be determined by the times swum and medals will be awarded in age groups 8yrs, 9yrs, 10yrs, 11yrs, 12yrs, 13yrs, 14yrs, 15yrs, 16yrs and 17yrs & over, as applicable.
30. For MC events, medals will be awarded for 1<sup>st</sup>, 2<sup>nd</sup> & 3<sup>rd</sup> place according to the Swimming Australia Multi-Class Format for each of the Multi-Class events (Events 1, 2, 5, 6, 15, 16, 19, 20, 25, 26, 33, 34, 39, 40, 45, 46, 51, 52, 55, 56).
31. These results of each event will be announced by the announcer, then displayed as they become available on the wall beside the medals table, behind the coaches seating area at the south-eastern end of the competition pool. Please do not approach the recording area.
32. Medals are to be collected from the medal table, there are no presentations.

33. Results will be published in near real time during this meet via the Meet Mobile application. However, please note:

- Results published via Meet Mobile **ARE NOT OFFICIAL** and should be used as a guide only.
- Official meet results are printed by officials during this Championship and posted in a prominent position, as above.
- Official results will also be published within 48hrs of the completion of this Championship on the Swimming Gold Coast website event pages as well as uploaded to Swim Central.

34. Age Champions will be awarded at the conclusion of the meet.

### **Multi- Class Events**

- Multi-Class Swimmers must be registered as 'competitive' swimmers with a Gold Coast Club and have a registered classification on Swim Central.
- If you do not have a classification, you will be able to swim as an Exhibition Swimmer for times only. You will not be eligible for a medal.
- The events are for 10years & over and run as Open events. There are no qualifying times.
- Medals will be awarded for 1<sup>st</sup>, 2<sup>nd</sup> & 3<sup>rd</sup> place according to the Swimming Australia Multi-Class Format for each of the Multi-Class events.

### **What's next on the Gold Coast?**

For information on all meets and more, check the Swimming Gold Coast website:

<http://www.swimminggoldcoast.org.au>

### **Participating and Officiating**

Have you ever wondered what it takes to be able to help out at a meet? Have you considered what it takes to run an SQ-sanctioned meet? Would you like to participate in your child's sport, and support yours and many other kids as they strive to achieve their best?

Becoming a ticketed official is a simple process. Here on the Gold Coast we are very fortunate to have highly qualified officials who are willing to help you learn. There are many ways you can become involved, from timekeeping, marshalling (Clerk of the course), check starting, announcing, recording, starting, right through to referee. For more information please be sure to talk to one of the Swimming Gold Coast Officials (in the distinctive blue and gold 'Official' shirts) at today's meet or email [chiefreferee@swimminggoldcoast.org.au](mailto:chiefreferee@swimminggoldcoast.org.au).





## IMPORTANT INFORMATION

### Venue Access - Entry Procedure

**Entry will be through the main entrance to the Gold Coast Aquatic Centre only.**

### COVID INFORMATION

#### DO NOT ATTEND IF:

- You have tested positive for COVID within the last 7 days.
- You are experiencing any symptoms of COVID19.
- You are experiencing any cold or flu like symptoms or feel unwell.
- You have been tested for COVID19 and have not yet received your results.
- You have been deemed a close contact with a positive COVID19 case within the last 7 days.

### Team Managers

Team managers may be utilised by each club to assist swimmers throughout the day, as required. There are no set numbers around team managers, but it is to be determined by each club and their needs. SGC requests that clubs be sensible with this and limit their numbers to absolute necessity due to the large number of swimmers and coaches at this event. Please assist your team managers by making yourself known to them on arrival, listening and ensuring you are paying attention to their given directions.

### Pool Deck Access and Flow

Walkways around the pool and staircases are always to be kept clear and unobstructed, with no congregating. These walkways provide access to all necessary areas of the pool and should be utilised to get to the competition and warm-up/warm-down pool, to speak to your coaches next to the coaches' area, the toilets / change rooms, the competition area entry and exit, if required.

### Self-Marshalling

This is a self-marshalling event. Please be mindful of your events, heats and lane numbers. You are to report to the self-marshalling zone at least 4 heats prior to your own for all 50m and 100m events, whilst you must present to the self-marshalling zone 2 heats prior for all events 400m and over. This is to aid the SGC check starter verify you as swimming. If you happen to miss your race, you are to quickly make your way to the help desk to be reallocated, if possible. The help desk official will inform the referee. At the discretion of the referee, you may then be placed into another heat.

### Food and Drinks

Pimpama will be providing a BBQ on Saturday afternoon and Southport Olympic on Sunday morning. Drinks are able to be purchased at the aquatic centre reception, whilst Café Catalina will be open for business over the weekend as well. However, in order to fit your dietary requirements, it may be necessary to bring your own food and drink.

Technical Officials will be provided catering, light snacks and access to drinks over the weekend, however, it is suggested that you also pack something light for yourself. Volunteers will also be provided with light snacks and drinks during their volunteering role, as will coaches.

### Lap Counters

**All swimmers MUST provide a Lap Counter for the 800m Freestyle and 1500m Freestyle.**



## Spectators

Spectators are encouraged to come and cheer on their swimmers and be present as a positive supporter. Due to the large number of swimmers present over the weekend, we kindly ask that parents please situate themselves in the top tier of seating on either the eastern or western side of the pool. We encourage swimmers to sit with their club and enjoy the atmosphere and help build a great team bond and culture.

At the top of the stairs at the southern end of the pool, this area has been reserved for Team Elite, to purchase or pick-up your pre-ordered merchandise (from Saturday) and Medal Shots Photography will also be in this area, on Saturday and Sunday, if you wish to purchase a professional photo of your swimmer in action. At the top of the stairs is also the location for the toilets for the upper deck seating area.



**REMINDER:** No shade or rain protection will be provided for spectators, this must be brought in, if required, by the spectators. It is Gold Coast Aquatic Centre requirements that any tent or shade structures must be weighted or tied down. Club tents can be utilised for spectators if organised with / by your club.

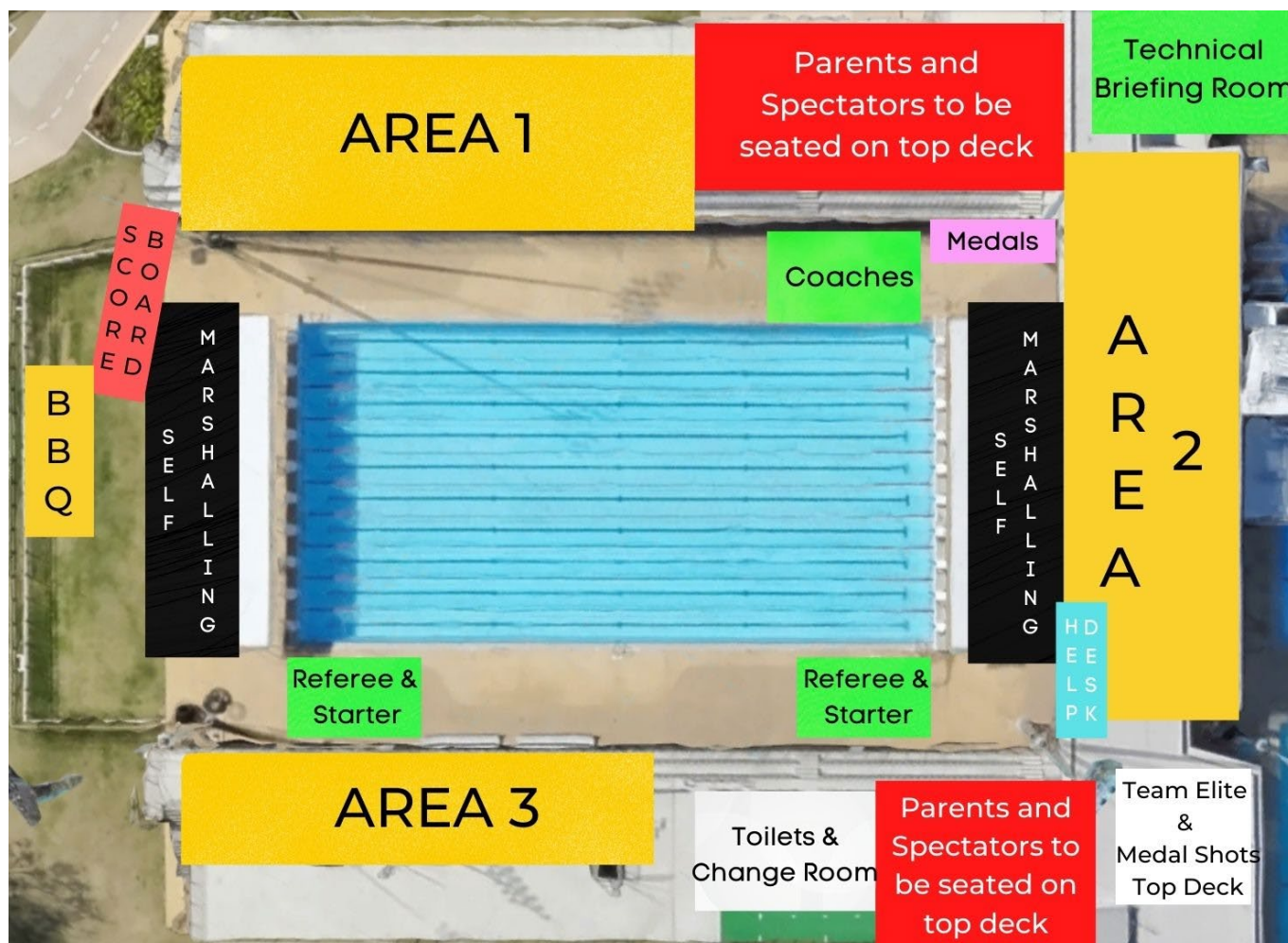
### Allocated Seating Areas

Each club has been allocated to a specific section of the pool to be used throughout the duration of the meet. It is **VITALLY IMPORTANT** for clubs to use a section, within the designated area for their club and **ensure their swimmers and limited numbers of team managers only** are within this section.

See below for the seating allocation for Saturday. Please remember social distancing requirements whilst seated and that you **MUST** remain with your club throughout the meet.

**Parents and spectators are requested to please sit on the top deck of the facility during this meet.**

**Pool Deck Level – Active Participants Only / Upper Deck - Spectators**



Areas have been allocated accordingly for all 3 sessions:

Area	Clubs (no. of active participants)
Area 1 – Pool Deck	AB Paterson, All Saints, Beaudesert, Belgravia, Emmanuel, Gullivers Coomera, Helensvale, Kennedy Pacific, Superfish, Surfers Paradise, Trinity
Area 2 – Pool Deck	Alstonville, Bond, Griffith Uni, Kingscliff, Miami, Somerset, St Hilda’s, TSS, Twin Towns
Area 3 – Pool Deck	Finland, Lawrence, New Caledonia, Pimpama, Sharks, Southport Olympic

**Volunteers**

The following page has a detailed outline of the requirements for each club’s volunteers. If you are unsure of your role for each session, please speak to your club prior to attending, so we do not have any issues on the day. As stated above, club volunteers can be rotated throughout the session at the direction of your club.

**Timekeepers (incl. Chief)** – there will be a meeting behind blocks of lane 0 and 1, at the southern end of the pool, at 5.20pm on Friday, 2.50pm on Saturday and 8.20am on Sunday for a briefing.

If all other volunteers could please be at the pool 30min prior to the commencement of racing and make yourself known to meet director (Michelle Schafer), or please wait near the help desk, that would be greatly appreciated.

Again, **THANK YOU** to the following volunteers for assisting Swimming Gold Coast in running these Championships.

## 2024 McDonald's SGC Championships – Volunteer Roster

### Session 1

Role	Club / Person
Meet Director	Michelle Schafer (SGC)
Results Runner	Michelle Schafer (SGC)
Medals	Southport Olympic (2)
Catering for Officials	Kathy Sawoniewski (SGC)
Catering for Volunteers	Kathy Sawoniewski (SGC)
Announcer	Warren Dopson (SGC)
Merchandise	NA
Photography	NA

2 timekeepers per lane	Events 1-10	Girl's 800m Event 11	Boy's 800m Event 12
Lane	Club	Club	Club
Chief Timekeeper	St Hilda's Aquatic (1)	SGC	SGC
0	Emmanuel College (2)	Helensvale	Miami
1	Helensvale SC (2)	Griffith Uni	Miami
2	Miami SC (2)	Miami	Emmanuel
3	Miami SC (2)	Sharks Aquatics	Helensvale
4	Bond (1) / Griffith Uni (1)	TSS Aquatic	Surfers Paradise
5	Somerset GC (2)	St Hildas	TSS Aquatic
6	Somerset GC (2)	Helensvale	St Hildas
7	St Hilda's Aquatics (2)	Emmanuel	Griffith Uni
8	Pimpama SC (2)	Miami	Somerset
9	Southport Olympic (2)	St Hildas	Somerset



## 2024 McDonald's SGC Championships – Volunteer Roster

### Session 2

<b>Role</b>	<b>Club / Person</b>
Meet Director	Michelle Schafer (SGC)
Results Runner	Keira Dopson (SGC)
Medals	Southport Olympic (2)
Catering for Officials	St Hilda's Aquatics / Leisa Clayton (SGC)
Catering for Volunteers	St Hilda's Aquatics / Leisa Clayton (SGC)
Announcer	Tammy Zunker (Griffith Uni)
Merchandise	Team Elite
Photography	Medal Shots
BBQ	Pimpama SC

<b>Lane</b>	<b>Club</b>
Chief Timekeeper	Southport Olympic (1)
0	Somerset GC (2)
1	Somerset GC (2)
2	Bond (1) / Griffith Uni (1)
3	Miami SC (2)
4	Miami SC (2)
5	Helensvale SC (2)
6	Helensvale SC (1) / St Hilda's (1)
7	Emmanuel College (2)
8	Emmanuel College (1) / Sharks Aquatics (1)
9	TSS Aquatics (2)



## 2024 McDonald's SGC Championships – Volunteer Roster

### Session 3

<b>Role</b>	<b>Club / Person</b>
Meet Director	Michelle Schafer (SGC)
Results Runner	Keira Dopson (SGC)
Medals	Pimpama (2)
Catering for Officials	TSS Aquatics (1) / Leisa Clayton (SGC)
Catering for Volunteers	TSS Aquatics (1) / Leisa Clayton (SGC)
Announcer	Warren Dopson (SGC)
Merchandise	Team Elite
Photography	Medal Shots
BBQ	Southport Olympic

<b>Lane</b>	<b>Club</b>
Chief Timekeeper	Somerset GC (1)
0	AB Paterson (1) / All Saints (1)
1	Belgravia (1) / Trinity Aquatics (1)
2	Bond (2)
3	Emmanuel College (2)
4	Helensvale SC (2)
5	Lawrence SC (2)
6	Miami SC (2)
7	Sharks Aquatics (2)
8	Somerset GC (2)
9	St Hilda's Aquatics (2)

**Thank you for your assistance.**



**2024 McDonald's SGC Championships - 8/03/2024 to 10/03/2024**  
**Session Report**

Session: 1 2024 McDonald's SGC Championships Session 1  
 Day of Meet: 1 Starts at 05:30 PM Heat Interval: 30 Seconds / Back +15 Seconds

<b>Round</b>	<b>Event</b>	<b>Entries</b>	<b>Heats</b>	<b>Starts at</b>	
Finals	1 Mixed 200 IM Multi-Class	7	1	05:30 PM	_____
Finals	2 Boys 200 IM Multi-Class	0	0	05:34 PM	_____
Finals	3 Girls 10 & Over 200 IM	77	8	05:34 PM	_____
Finals	4 Boys 10 & Over 200 IM	55	6	06:02 PM	_____
Finals	5 Mixed 100 Butterfly Multi-Class	6	1	06:22 PM	_____
Finals	6 Boys 100 Butterfly Multi-Class	0	0	06:25 PM	_____
Finals	7 Girls 10 & Over 100 Butterfly	71	8	06:25 PM	_____
Finals	8 Boys 10 & Over 100 Butterfly	50	5	06:39 PM	_____
Finals	9 Girls 11 & Over 200 Breaststroke	46	5	06:48 PM	_____
Finals	10 Boys 11 & Over 200 Breaststroke	18	2	07:06 PM	_____
Finals	11 Girls 12 & Over 800 Freestyle	14	2	07:13 PM	Check In - 6:13PM
Finals	12 Boys 12 & Over 800 Freestyle	17	2	07:35 PM	Check In - 6:35PM
	Swimmers Counts for Warm-ups: 266	=====	=====		
	Entry / Heat Totals:	361	40		
	Finish Time			07:57 PM	_____

GUIDE

# REGISTER YOUR INTENTION TO SWIM



Confirming your Intention to swim through the QR Code will be available from  
midday Friday 8th March 2024

Please use this QR Code to check in for your events as below:

Event 11 – Girls 800m Freestyle – Closing time 6:13pm Friday 8<sup>th</sup> March 2024

Event 12 – Boys 800m Freestyle – Closing time 6:35pm Friday 8<sup>th</sup> March 2024

Event 35 – Girls 400m Freestyle – Closing time 5:45pm Saturday 9<sup>th</sup> March 2024

Event 36 – Boys 400m Freestyle – Closing time 6:08pm Saturday 9<sup>th</sup> March 2024

Event 37 – Girls 1500m Freestyle – Closing time 8:00am Sunday 10<sup>th</sup> March 2024

Event 38 – Boys 1500m Freestyle – Closing time 8:20am Sunday 10<sup>th</sup> March 2024

Event 49 – Girls 400m Individual Medley – Closing time 9:49am Sunday 10<sup>th</sup> March 2024

Event 50 – Boys 400m Individual Medley – Closing time 10:02am Sunday 10<sup>th</sup> March 2024

**If you confirm your intention to swim and are a no show - your club will be fined \$50**



**2024 McDonald's SGC Championships - 8/03/2024 to 10/03/2024**  
**Meet Program - 2024 McDonald's SGC Championships Session 1**

**Event 1 Mixed 200 LC Meter IM Multi-Class**

SGC Rec: 2:38.20 2023 <b>Madeleine McTernan</b>				
Lane	Name	Age	Team	Seed Time
<b>Heat 1 of 1 Finals</b>				
0				
1	Caitlyn Hayes SM9	W14	Helensvale	3:26.16
2	Lilly-Anne Gould SM14	W13	Helensvale	3:19.29
3	Madeleine McTernan SNW23		Sharks Aquatics	2:38.20
4	Montana Atkinson SM1	W16	Helensvale	2:44.52
5	Emma Clayton SM14	W13	St Hildas	3:20.72
6				
7	Samuel Gould SM14	M18	Helensvale	2:20.33
8	Luke McDonogh SM14	M13	Pimpama	2:56.02
9				

**Event 2 Boys 200 LC Meter IM Multi-Class**

SGC Rec: 2:24.03 2023 <b>Samuel Gould</b>				
Name	Age	Team	Seed Time	
--- No entries for event				

**Event 3 Girls 10 & Over 200 LC Meter IM**

<b>10</b>	SGC Rec: 2:48.63	2018	<b>Imogen Hurd</b>	
<b>11</b>	SGC Rec: 2:36.84	1989	<b>Megan Bullpitt</b>	
<b>12</b>	SGC Rec: 2:31.20	2014	<b>Antonia Hurd</b>	
<b>13</b>	SGC Rec: 2:25.84	2018	<b>Lucinda Macleod</b>	
<b>14</b>	SGC Rec: 2:22.90	2020	<b>Julia Kater</b>	
<b>15</b>	SGC Rec: 2:19.49	2021	<b>Julia Kater</b>	
<b>16</b>	SGC Rec: 2:20.78	2023	<b>Haylee Reid</b>	
<b>17&amp;O</b>	SGC Rec: 2:19.59	2022	<b>Gabriella Peiniger</b>	

Lane	Name	Age	Team	Seed Time
<b>Heat 1 of 8 Finals</b>				
0	Summer Bailey	12	Southport	2:31.12
1	Emilia Zeh (V)	16	Sharks Aquatics	2:30.24
2	Tamsyn Walo	19	Southport	2:23.92
3	Haylee Reid	17	Griffith Uni	2:19.64
4	Julia Remington	16	All Saints	2:16.62
5	Piper Asquith	16	Griffith Uni	2:17.23
6	Alice Monaghan	16	Griffith Uni	2:20.76
7	Amelia Simm	17	St Hildas	2:25.69
8	Holly Hembling	16	Southport	2:31.11
9	Olive Smith	15	Miami	2:31.19

**Heat 2 of 8 Finals**

0	Manon Baldovini (V)	16	St Hildas	2:38.34
1	Kara Bird	14	Miami	2:35.56
2	Sienna Mercer	13	Sharks Aquatics	2:34.92
3	Ashley Heal	15	Helensvale	2:34.74
4	Chelsea Strachan	13	Somerset GC	2:32.42
5	Hannah Riseley	14	Southport	2:33.57
6	Kiera Bell	14	Helensvale	2:34.81
7	Naiya Saladas	14	Griffith Uni	2:35.17
8	Charlie Henrison	14	Tss Aquatic	2:36.50
9	Hanna Roelandts	12	Pimpama	2:39.61

**Heat 3 of 8 Finals**

0	Georgia Middleton	14	Pimpama	2:46.06
1	Kaitlyn Baxter	16	Somerset GC	2:44.22
2	Iris Mordue	14	Miami	2:43.54
3	Allegra Anderson	14	Helensvale	2:43.13
4	Jessica Melo	14	Somerset GC	2:40.01
5	Zara Wogan	12	Emmanuel	2:40.98
6	Evelina Volz	12	Helensvale	2:43.19
7	Indiana Coates	12	Trinity	2:44.16
8	Lihwa Wong	13	Somerset GC	2:45.54
9	Jasmine Teng	12	Helensvale	2:47.11

**Heat 4 of 8 Finals**

0	Sophie Innes	12	Lawrence	2:51.05
1	Liyng Wong	11	Somerset GC	2:50.27
2	Mia Rosner	13	Trinity	2:49.56
3	Olivia Kearney	14	All Saints	2:48.10
4	Kirralee Jones	12	Miami	2:47.55
5	Chloe Murphy	13	Emmanuel	2:47.95
6	Zayla King	13	Sharks Aquatics	2:48.92
7	Charlotte Ferguson	12	Trinity	2:50.23
8	Emmersen Nunn	14	Sharks Aquatics	2:51.02
9	Isabel Eddy	11	Trinity	2:52.36

**Heat 5 of 8 Finals**

0	Alexandra Mair	11	AB Pat College	2:56.77
1	Loni Turnbull	13	Miami	2:56.08
2	Indie Switala	12	Pimpama	2:54.61
3	Kasia Pitura	12	Somerset GC	2:53.46
4	Rosie Haddad	14	Helensvale	2:52.64
5	Kayleigh Erasmus	14	Pimpama	2:53.10
6	Lyla Eddie	13	Pimpama	2:54.45
7	Lily Coleman	12	Pimpama	2:55.03
8	Ava Hart	12	Emmanuel	2:56.22
9	Samara Ramirez	14	Tss Aquatic	2:57.70

**Heat 6 of 8 Finals**

0	Ivy Shann	13	Pimpama	3:04.30
1	Atlantis Morriss	11	Sharks Aquatics	3:01.23
2	Kaia Small	13	Emmanuel	3:00.06
3	Makyrá Melo	12	Somerset GC	2:58.74
4	Jasmin Christie	12	Helensvale	2:58.20
5	Ashleigh Tilley	13	Pimpama	2:58.69
6	Tia Bell	11	Helensvale	2:59.40
7	Elspeth Hooper	11	All Saints	3:00.27
8	Lily Layton	13	Belgravia GC	3:01.34
9	Kaitlyn Morris	11	Emmanuel	3:04.44

**Heat 7 of 8 Finals**

0	Matilda Erwin	12	Helensvale	3:11.87
1	Gabriella Smith	10	Pimpama	3:11.11
2	Mia Drury	11	Somerset GC	3:09.60
3	Mila Momose	11	Superfish	3:07.13
4	Lucia Mauer	12	St Hildas	3:05.54
5	Lulu Kirk	11	Sharks Aquatics	3:06.67
6	Sofia Richards	11	Miami	3:08.00
7	Arabella Ambrakaityte	10	Sharks Aquatics	3:09.80
8	Holly Tassell	11	Helensvale	3:11.54
9	Zali Ledek	10	Sharks Aquatics	3:12.88

**2024 McDonald's SGC Championships - 8/03/2024 to 10/03/2024**  
**Meet Program - 2024 McDonald's SGC Championships Session 1**

**Heat 8 Finals (#3 Girls 10 & Over 200 LC Meter IM)**

0				
1	Chloe Davenport	10	Pimpama	3:27.31
2	Marley Hart	11	Emmanuel	3:16.37
3	Dannielle Platon	10	Helensvale	3:15.44
4	Ivy Sun	10	St Hildas	3:13.15
5	Christine lee	11	Sharks Aquatics	3:13.80
6	Claire Rackley	11	Miami	3:16.22
7	Indi Bootes	10	St Hildas	3:19.23
8				
9				

**Event 4 Boys 10 & Over 200 LC Meter IM**

<b>10 SGC Rec:</b>	<b>2:39.25</b>	<b>2019</b>	<b>Matt Schafer</b>
<b>11 SGC Rec:</b>	<b>2:36.28</b>	<b>2020</b>	<b>Matt Schafer</b>
<b>12 SGC Rec:</b>	<b>2:27.24</b>	<b>2017</b>	<b>Lewis Treggiden</b>
<b>13 SGC Rec:</b>	<b>2:17.54</b>	<b>2016</b>	<b>Thomas Hauck</b>
<b>14 SGC Rec:</b>	<b>2:13.22</b>	<b>2017</b>	<b>Thomas Hauck</b>
<b>15 SGC Rec:</b>	<b>2:08.79</b>	<b>2018</b>	<b>Thomas Hauck</b>
<b>16 SGC Rec:</b>	<b>2:08.58</b>	<b>2012</b>	<b>Max Muggeridge</b>
<b>17&amp;O SGC Rec:</b>	<b>2:02.76</b>	<b>2023</b>	<b>Thomas Hauck</b>

Lane	Name	Age	Team	Seed Time
------	------	-----	------	-----------

**Heat 1 of 6 Finals**

0	Danny Baxter	14	Somerset GC	2:20.14
1	Archie Mulkerrins	17	Miami	2:17.10
2	Blair Roper	17	Tss Aquatic	2:13.32
3	Leny Grigor	14	Somerset GC	2:10.39
4	Thomas Hauck	21	All Saints	2:02.74
5	Ryan Bambach	16	Miami	2:09.55
6	Joel Fraser	20	Bond	2:12.66
7	Riley Johnston	14	Somerset GC	2:16.14
8	Hudson Sheehan	15	Griffith Uni	2:17.86
9	Martin Hembling	14	Somerset GC	2:20.22

**Heat 2 of 6 Finals**

0	Jake May	14	Miami	2:34.10
1	Timothy Wellm	13	All Saints	2:31.13
2	Mason Mower	14	Tss Aquatic	2:26.31
3	Matthew Kalogeropoulos	16	Tss Aquatic	2:22.57
4	Cohen Tarrant	13	Somerset GC	2:20.52
5	Tyler Jones	15	Tss Aquatic	2:22.41
6	Jack Connors	15	Emmanuel	2:24.70
7	Maximus Truman	13	Somerset GC	2:30.90
8	Caelan Pace	14	St Hildas	2:33.30
9	Alexandre Zanon (V)	14	New Caledonia	2:35.32

**Heat 3 of 6 Finals**

0	Emmitt Morris	12	Pimpama	2:44.10
1	Jasper Harvey	12	Emmanuel	2:40.51
2	Geoffrey Viney	13	Emmanuel	2:37.66
3	James Hill	13	St Hildas	2:36.53
4	Callen Coetser	14	Miami	2:35.40
5	Keanu Schaffer	14	Tss Aquatic	2:35.45
6	Levi Anderson	12	Somerset GC	2:37.54
7	Jack Johnston	13	Miami	2:37.97
8	Antoine Baldovini (V)	13	New Caledonia	2:40.60
9	Aiden Zhang	14	AB Pat College	2:44.44

**Heat 4 of 6 Finals**

0	Cooper Jones	11	Tss Aquatic	2:54.84
1	Finn Carroll-Cinque	10	Lawrence	2:50.37
2	Knox Anderson	11	Somerset GC	2:48.06
3	Elouan Long (V)	14	New Caledonia	2:45.36
4	Arthur Le Duvehat (V)	14	New Caledonia	2:44.56
5	Diesel Vickery	12	Emmanuel	2:44.94
6	Ryan Gale	12	Emmanuel	2:47.11
7	Rafael Ileana	12	Somerset GC	2:49.82
8	Jack Sewell	11	Somerset GC	2:51.59
9	Luca Boersma	11	Miami	2:55.70

**Heat 5 of 6 Finals**

0	Hayun Jun	11	St Hildas	3:08.11
1	Oliver Ruscitti	10	Trinity	3:04.79
2	William Davenport	12	Pimpama	3:03.07
3	Ned Simmonds	10	Lawrence	2:57.15
4	Rafael Carroll-Cinque	12	Lawrence	2:56.79
5	Harry Simmonds	11	Pimpama	2:57.02
6	Zander Dowker	12	Miami	2:58.08
7	Braxtyn Truman	11	Somerset GC	3:04.03
8	Noah Campbell	10	Somerset GC	3:05.95
9	Jarryd Hepburn	12	Tss Aquatic	3:08.80

**Heat 6 of 6 Finals**

0				
1				
2	Jakub Pitura	10	Somerset GC	3:20.33
3	Reuben Bambry	10	Belgravia GC	3:16.55
4	Hugo Hasselle	11	Somerset GC	3:08.89
5	Alexander Conrad	10	Miami	3:12.20
6	Sean Weng	10	AB Pat College	3:17.69
7				
8				
9				

**Event 5 Mixed 100 LC Meter Butterfly Multi-Class**

**SGC Rec: 1:12.28 2023 Montana Atkinson**

Lane	Name	Age	Team	Seed Time
------	------	-----	------	-----------

**Heat 1 of 1 Finals**

0				
1				
2	Madeleine McTernan S1W23	Sharks Aquatics		1:15.69
3	Paige Leonhardt S14 W23	Sharks Aquatics		1:06.13
4	Lilly-Anne Gould S14 W13	Helensvale		1:56.62
5	Montana Atkinson S14 W16	Helensvale		1:09.89
6				
7	Samuel Gould S14 M18	Helensvale		1:03.21
8	Luke Mcdonogh S14 M13	Pimpama		1:28.76
9				

**Event 6 Boys 100 LC Meter Butterfly Multi-Class**

**SGC Rec: 1:05.29 2023 Samuel Gould**

Name	Age	Team	Seed Time
------	-----	------	-----------

--- No entries for event

**2024 McDonald's SGC Championships - 8/03/2024 to 10/03/2024**  
**Meet Program - 2024 McDonald's SGC Championships Session 1**

**Event 7 Girls 10 & Over 100 LC Meter Butterfly**

<b>10 SGC Rec:</b>	<b>1:14.06</b>	<b>2018</b>	<b>Alice Monaghan</b>
<b>11 SGC Rec:</b>	<b>1:10.35</b>	<b>2017</b>	<b>Daesyn Cook</b>
<b>12 SGC Rec:</b>	<b>1:07.73</b>	<b>2009</b>	<b>Brittani Pickering</b>
<b>13 SGC Rec:</b>	<b>1:05.59</b>	<b>2009</b>	<b>Bonnie L MacDonald</b>
<b>14 SGC Rec:</b>	<b>1:02.77</b>	<b>2022</b>	<b>Mikayla Bird</b>
<b>15 SGC Rec:</b>	<b>1:02.35</b>	<b>2023</b>	<b>Alice Monaghan</b>
<b>16 SGC Rec:</b>	<b>1:02.92</b>	<b>2019</b>	<b>Brooke Napper</b>
<b>17&amp;O SGC Rec:</b>	<b>1:01.75</b>	<b>2011</b>	<b>Alice Mills</b>

<b>Lane</b>	<b>Name</b>	<b>Age</b>	<b>Team</b>	<b>Seed Time</b>
-------------	-------------	------------	-------------	------------------

**Heat 1 of 8 Finals**

0	Mae Singer (V)	18	Southport	1:04.51
1	Kayla Mcfarlane	19	Southport	1:03.94
2	Piper Asquith	16	Griffith Uni	1:03.64
3	Jade Starr	21	Griffith Uni	1:02.84
4	Kayla Costa	22	Southport	59.04
5	Alice Monaghan	16	Griffith Uni	1:02.16
6	Matilda Byrnes	16	Bond	1:03.00
7	Phoebe Bentley	19	Griffith Uni	1:03.69
8	Tribeca Liu	14	Griffith Uni	1:04.20
9	Anabelle Aulert	16	Bond	1:04.59

**Heat 2 of 8 Finals**

0	Allegra Anderson	14	Helensvale	1:09.26
1	Naiya Saladas	14	Griffith Uni	1:09.02
2	Myla Naylor	14	Miami	1:08.34
3	Annabelle Mingzhen Li	14	St Hildas	1:07.44
4	Mya Harris	12	Miami	1:05.76
5	Olivia Gray	14	St Hildas	1:06.45
6	Georgia Dunn	16	Somerset GC	1:07.57
7	Josie Lowry	16	Pimpama	1:08.83
8	Summer Bailey	12	Southport	1:09.12
9	Cady Daniels	16	Somerset GC	1:09.33

**Heat 3 of 8 Finals**

0	Ava Camenzuli	13	Miami	1:12.07
1	Georgia Middleton	14	Pimpama	1:11.41
2	Zoe Ball	14	AB Pat College	1:10.45
3	Piper Walton	14	Emmanuel	1:10.24
4	Ashley Heal	15	Helensvale	1:09.56
5	Lulu Dare	15	Helensvale	1:10.11
6	Josie Pearson	14	Emmanuel	1:10.43
7	Alisha Teng	16	Belgravia GC	1:11.18
8	Niquola White	19	Emmanuel	1:11.44
9	Layla Potts	17	Helensvale	1:12.36

**Heat 4 of 8 Finals**

0	Yasmin Lukritz	13	Somerset GC	1:15.17
1	Meika Shimbashi	13	Southport	1:15.09
2	Liyng Wong	11	Somerset GC	1:13.64
3	Kiera Bell	14	Helensvale	1:13.18
4	Vanessa Mclay	16	Southport	1:12.51
5	Savannah Paniagua	16	Pimpama	1:12.86
6	Sarah Kalogeropoulos	13	Tss Aquatic	1:13.19
7	Ava Shine	15	Southport	1:13.74
8	Kaitlyn Baxter	16	Somerset GC	1:15.14
9	Justine Platon	15	Helensvale	1:15.65

**Heat 5 of 8 Finals**

0	Amaris Humphrey	13	Belgravia GC	1:20.15
1	Rosie Haddad	14	Helensvale	1:19.72
2	Sofia Shine	12	Southport	1:18.87
3	Georgia Bos	13	Tss Aquatic	1:16.63
4	Jasmin Christie	12	Helensvale	1:16.34
5	Sydney English	15	Sharks Aquatics	1:16.36
6	Sophie Innes	12	Lawrence	1:18.60
7	Jada De Gelder	14	Somerset GC	1:19.27
8	Autumn Squires	11	Miami	1:19.74
9	Alexandra Mair	11	AB Pat College	1:20.52

**Heat 6 of 8 Finals**

0	Hunter Gaffney	12	Lawrence	1:25.63
1	Tanyka Goode	12	Miami	1:25.18
2	Indie Switala	12	Pimpama	1:24.12
3	Amy Hannan	12	Emmanuel	1:23.28
4	Kayleigh Erasmus	14	Pimpama	1:20.63
5	Kirralee Jones	12	Miami	1:21.21
6	Hayley Kam	11	Emmanuel	1:23.62
7	Jasmine Teng	12	Helensvale	1:24.42
8	Atlantis Morriss	11	Sharks Aquatics	1:25.33
9	Milla Kennedy	11	Lawrence	1:26.06

**Heat 7 of 8 Finals**

0				
1	Holly Tassell	11	Helensvale	1:30.53
2	Zali Ledek	10	Sharks Aquatics	1:29.05
3	Ming Sum Fok	10	St Hildas	1:28.63
4	Isabel Eddy	11	Trinity	1:27.47
5	Tia Bell	11	Helensvale	1:28.62
6	Ivy Sun	10	St Hildas	1:28.70
7	Selina Zhang	11	Southport	1:29.36
8	Lucia Mauer	12	St Hildas	1:30.91
9				

**Heat 8 of 8 Finals**

0				
1				
2				
3	Gabriella Smith	10	Pimpama	1:34.68
4	Kaitlyn Morris	11	Emmanuel	1:32.00
5	Dannielle Platon	10	Helensvale	1:33.20
6				
7				
8				
9				

**2024 McDonald's SGC Championships - 8/03/2024 to 10/03/2024**  
**Meet Program - 2024 McDonald's SGC Championships Session 1**

**Event 8 Boys 10 & Over 100 LC Meter Butterfly**

<b>10 SGC Rec:</b>	<b>1:12.57</b>	<b>2004</b>	<b>Andrew Digby</b>
<b>11 SGC Rec:</b>	<b>1:08.56</b>	<b>2016</b>	<b>Flynn McGregor</b>
<b>12 SGC Rec:</b>	<b>1:04.80</b>	<b>2017</b>	<b>Flynn McGregor</b>
<b>13 SGC Rec:</b>	<b>1:00.82</b>	<b>2016</b>	<b>Thomas Hauck</b>
<b>14 SGC Rec:</b>	<b>58.73</b>	<b>2019</b>	<b>Jesse Coleman</b>
<b>15 SGC Rec:</b>	<b>58.22</b>	<b>2021</b>	<b>Jude Youens</b>
<b>16 SGC Rec:</b>	<b>56.73</b>	<b>2014</b>	<b>Dom Richardson</b>
<b>17&amp;O SGC Rec:</b>	<b>53.29</b>	<b>2023</b>	<b>Enoch Robb</b>

<b>Lane Name</b>	<b>Age</b>	<b>Team</b>	<b>Seed Time</b>
------------------	------------	-------------	------------------

**Heat 1 of 5 Finals**

0	Leny Grigor	14	Somerset GC	57.80
1	Cooper Lynch	17	Miami	57.20
2	Kalani Creech	17	Bond	56.70
3	Alastair Miller	19	Southport	56.05
4	David Morgan	30	Trinity	52.32
5	Enoch Robb	19	All Saints	52.56
6	Samson Barisic	18	Southport	56.32
7	Connor Dibben	19	Griffith Uni	57.09
8	Alexander Aguilar	21	Miami	57.65
9	Gabriel Wilczak	19	Griffith Uni	58.53

**Heat 2 of 5 Finals**

0	Isaac Cummins	15	Helensvale	1:03.73
1	Cooper Mcguinness	14	Emmanuel	1:02.09
2	Oscar Croak	18	Miami	1:01.26
3	Kaden Robinson	17	Bond	1:00.40
4	Julian Angus	14	Tss Aquatic	58.62
5	Charlie Dawe	19	All Saints	59.79
6	Dylan Aspinall	16	Somerset GC	1:00.86
7	Hudson Sheehan	15	Griffith Uni	1:01.78
8	Mason Mower	14	Tss Aquatic	1:02.91
9	Hunter McGloughlin	14	Southport	1:03.85

**Heat 3 of 5 Finals**

0	Borisz Bozsoki	13	Tss Aquatic	1:09.11
1	Keanu Schaffer	14	Tss Aquatic	1:07.71
2	Alexandre Zanon (V)	14	New Caledonia	1:07.26
3	Alexander Duggan	16	Emmanuel	1:05.41
4	Oscar Eddy	16	Tss Aquatic	1:05.15
5	Timothy Wellm	13	All Saints	1:05.28
6	Riley Mcminn	16	Helensvale	1:05.74
7	Aiden Zhang	14	AB Pat College	1:07.41
8	Maximus Truman	13	Somerset GC	1:08.19
9	Nathan Yim	14	Miami	1:09.59

**Heat 4 of 5 Finals**

0	Braxtyn Truman	11	Somerset GC	1:23.05
1	Rafael Carroll-Cinque	12	Lawrence	1:19.37
2	Nathan Soekiman (V)	15	New Caledonia	1:12.73
3	Ethan Mcguinness	16	Emmanuel	1:11.60
4	Jay D Collins	14	St Hildas	1:10.43
5	Rhys Robinson	14	Bond	1:10.93
6	Caelan Pace	14	St Hildas	1:11.89
7	Joey Duggan	13	Emmanuel	1:16.19
8	Finn Carroll-Cinque	10	Lawrence	1:21.90
9	Owen Tseng	11	Tss Aquatic	1:23.19

**Heat 5 of 5 Finals**

0	Jack Sewell	11	Somerset GC	1:32.39
1	Luca Boersma	11	Miami	1:27.87
2	Byron Sams	11	Miami	1:25.13
3	Hugo Hasselle	11	Somerset GC	1:23.89
4	Cooper Holland	12	Southport	1:23.42
5	Rafael Ileana	12	Somerset GC	1:23.42
6	Noah Campbell	10	Somerset GC	1:25.09
7	Knox Anderson	11	Somerset GC	1:27.77
8	Oliver Ruscitti	10	Trinity	1:28.52
9	Dylan Prescott	11	Miami	1:34.83

**Event 9 Girls 11 & Over 200 LC Meter Breaststroke**

<b>11 SGC Rec:</b>	<b>3:00.99</b>	<b>1989</b>	<b>Megan Bullpitt</b>
<b>12 SGC Rec:</b>	<b>2:43.44</b>	<b>2021</b>	<b>Olympia Pope</b>
<b>13 SGC Rec:</b>	<b>2:38.57</b>	<b>2022</b>	<b>Olympia Pope</b>
<b>14 SGC Rec:</b>	<b>2:32.65</b>	<b>2023</b>	<b>Olympia Pope</b>
<b>15 SGC Rec:</b>	<b>2:31.03</b>	<b>2023</b>	<b>Hayley Mackinder</b>
<b>16 SGC Rec:</b>	<b>2:39.45</b>	<b>2022</b>	<b>Mia Feltham</b>
<b>17&amp;O SGC Rec:</b>	<b>2:32.75</b>	<b>2023</b>	<b>Mia Feltham</b>

<b>Lane Name</b>	<b>Age</b>	<b>Team</b>	<b>Seed Time</b>
------------------	------------	-------------	------------------

**Heat 1 of 5 Finals**

0	Emilia Zeh (V)	16	Sharks Aquatics	2:43.56
1	Chelsea Strachan	13	Somerset GC	2:40.87
2	Tamsyn Walo	19	Southport	2:39.93
3	Olympia Pope	15	Miami	2:29.38
4	Julia Remington	16	All Saints	2:27.73
5	Hayley Mackinder	16	Griffith Uni	2:28.82
6	Kyla Brown	17	Bond	2:39.25
7	Violet Walton	15	Miami	2:40.83
8	Amelia Simm	17	St Hildas	2:42.24
9	Holly Hembling	16	Southport	2:43.83

**Heat 2 of 5 Finals**

0	Hanna Roelandts	12	Pimpama	2:49.84
1	Sienna Mercer	13	Sharks Aquatics	2:49.31
2	Hannah Riseley	14	Southport	2:48.00
3	Lacy Kamprad	15	Bond	2:45.41
4	Manon Baldovini (V)	16	St Hildas	2:44.06
5	Lillyan Potts	18	Southport	2:45.17
6	Roxanne Albertyn	12	Miami	2:47.64
7	Aisling Rothwell	18	Southport	2:48.81
8	Megan Low	15	Southport	2:49.65
9	Paige Leonhardt SB14	23	Sharks Aquatics	2:51.74

**Heat 3 of 5 Finals**

0	Kiera Bell	14	Helensvale	3:04.34
1	Sienna Negroao	16	Southport	3:01.12
2	Jenna Cothill	15	Southport	2:58.01
3	Charlotte Hall	14	Pimpama	2:56.64
4	Indi Kamprad	13	Bond	2:54.89
5	Lihwa Wong	13	Somerset GC	2:54.89
6	Olivia Kearney	14	All Saints	2:56.82
7	Edith Keightley	15	St Hildas	2:58.56
8	London Asquith	13	Tss Aquatic	3:01.93
9	Madeleine Ferguson	12	Trinity	3:07.05

**2024 McDonald's SGC Championships - 8/03/2024 to 10/03/2024**  
**Meet Program - 2024 McDonald's SGC Championships Session 1**

**Heat 4 Finals (#9 Girls 11 & Over 200 LC Meter Breaststroke)**

0	Mia Drury	11	Somerset GC	3:15.45
1	Lyla Eddie	13	Pimpama	3:13.98
2	Tian Xu	13	Emmanuel	3:12.96
3	Indie Switala	12	Pimpama	3:12.32
4	Savannah Lukritz	14	Somerset GC	3:08.44
5	Lucinda Lugg	14	Miami	3:08.53
6	Evelina Volz	12	Helensvale	3:12.69
7	Kasia Pitura	12	Somerset GC	3:13.25
8	Sophia Tarrant	11	Somerset GC	3:15.17
9	Ivy Shann	13	Pimpama	3:16.25

**Heat 5 of 5 Finals**

0				
1				
2	Tia Bell	11	Helensvale	3:26.25
3	Elsbeth Hooper	11	All Saints	3:19.34
4	Ashleigh Tilley	13	Pimpama	3:17.25
5	Lily Coleman	12	Pimpama	3:18.60
6	Lulu Kirk	11	Sharks Aquatics	3:25.15
7	Mila Momose	11	Superfish	3:27.88
8				
9				

**Event 10 Boys 11 & Over 200 LC Meter Breaststroke**

<b>11 SGC Rec:</b>	<b>2:52.37</b>	<b>2006</b>	<b>Joel C DeFrancesco</b>
<b>12 SGC Rec:</b>	<b>2:45.23</b>	<b>2018</b>	<b>Jackson Andrews</b>
<b>13 SGC Rec:</b>	<b>2:38.07</b>	<b>2019</b>	<b>Jackson Andrews</b>
<b>14 SGC Rec:</b>	<b>2:24.59</b>	<b>1987</b>	<b>Tim Sayer</b>
<b>15 SGC Rec:</b>	<b>2:24.68</b>	<b>2021</b>	<b>Gideon Burnes</b>
<b>16 SGC Rec:</b>	<b>2:20.63</b>	<b>2021</b>	<b>Yannik Zwolsman</b>
<b>17&amp;O SGC Rec:</b>	<b>2:16.38</b>	<b>2011</b>	<b>Brenton Rickard</b>

**Lane Name                      Age    Team                      Seed Time**

**Heat 1 of 2 Finals**

0	Koa Stotz	13	Somerset GC	2:39.43
1	Riley Johnston	14	Somerset GC	2:33.96
2	Karl Albertyn	18	Miami	2:29.97
3	Ryan Bambach	16	Miami	2:24.39
4	Ryan Cothill	18	Southport	2:21.60
5	Christian Toia	18	Bond	2:22.19
6	Cohen Tarrant	13	Somerset GC	2:29.80
7	Christopher Kalogerop	15	Tss Aquatic	2:31.18
8	Martin Hembling	14	Somerset GC	2:34.47
9	Jimmy Wang	15	Southport	2:40.81

**Heat 2 of 2 Finals**

0				
1	Elouan Long (V)	14	New Caledonia	2:55.96
2	Geoffrey Viney	13	Emmanuel	2:54.23
3	Tyler Walmsley	13	AB Pat College	2:49.84
4	Mackenzie Crocker	14	AB Pat College	2:44.26
5	Levi Anderson	12	Somerset GC	2:48.37
6	Emmitt Morris	12	Pimpama	2:51.91
7	Finlay Stevenson (V)	15	ALST	2:54.27
8	Rafael Ileana	12	Somerset GC	3:12.40
9				

**Event 11 Girls 12 & Over 800 LC Meter Freestyle**

<b>12 SGC Rec:</b>	<b>9:20.91</b>	<b>2016</b>	<b>Taylor Timpani</b>
<b>13 SGC Rec:</b>	<b>9:02.31</b>	<b>2009</b>	<b>Bonnie McDonald</b>
<b>14 SGC Rec:</b>	<b>8:59.07</b>	<b>2020</b>	<b>Georgie Roper</b>
<b>15 SGC Rec:</b>	<b>9:00.09</b>	<b>2019</b>	<b>Taylor Timpani</b>
<b>16 SGC Rec:</b>	<b>8:54.14</b>	<b>2021</b>	<b>Lucinda Macleod</b>
<b>17&amp;O SGC Rec:</b>	<b>8:41.63</b>	<b>2017</b>	<b>Madeleine Gough</b>

**Check In Time - 6:13PM**

**Lane Name                      Age    Team                      Seed Time**

**Heat 1 of 2 Finals**

0	Jessica Conrad	13	Miami	9:44.44
1	Allegra Anderson	14	Helensvale	9:43.66
2	Ella Burden	16	Tss Aquatic	9:35.47
3	Alyssa Tapper (V)	16	St Hildas	9:20.34
4	Bailey Day	19	Griffith Uni	9:02.80
5	Felicity Walker	16	Emmanuel	9:15.39
6	Ashlee Schafer	17	Miami	9:21.45
7	Isabella Hammond	14	Helensvale	9:36.09
8	Isabella Stevenson	14	Helensvale	9:44.38
9	Piper Walton	14	Emmanuel	10:09.91

**Heat 2 of 2 Finals**

0				
1				
2				
3	Sybella Hinze	13	Helensvale	10:44.99
4	Finn Pocock	14	St Hildas	10:14.35
5	Madeleine Monet	14	Tss Aquatic	10:30.76
6	Zayla King	13	Sharks Aquatics	10:56.89
7				
8				
9				

**Event 12 Boys 12 & Over 800 LC Meter Freestyle**

<b>12 SGC Rec:</b>	<b>9:23.58</b>	<b>2016</b>	<b>Ruben Rees</b>
<b>13 SGC Rec:</b>	<b>9:01.48</b>	<b>2017</b>	<b>Ruben Rees</b>
<b>14 SGC Rec:</b>	<b>8:56.27</b>	<b>2021</b>	<b>Blair Roper</b>
<b>14 SGC Rec:</b>	<b>8:56.27</b>	<b>2022</b>	<b>Matthew Kalogeropoulos</b>
<b>15 SGC Rec:</b>	<b>8:54.22</b>	<b>2023</b>	<b>Tomo Shadforth</b>
<b>16 SGC Rec:</b>	<b>8:51.35</b>	<b>2019</b>	<b>Ryan King</b>
<b>17&amp;O SGC Rec:</b>	<b>8:18.76</b>	<b>2021</b>	<b>Jacob Loughnan</b>

**Check In Time - 6:35PM**

**Lane Name                      Age    Team                      Seed Time**

**Heat 1 of 2 Finals**

0	Hayden Doherty	14	St Hildas	9:27.60
1	Danny Baxter	14	Somerset GC	9:00.79
2	Lachlan Hackett	16	Miami	8:56.22
3	Daniel Callebaut (V)	17	Bond	8:39.93
4	Alexander Grant	23	Miami	8:09.96
5	Matthew Lowe	17	Miami	8:30.58
6	Tomo Shadforth	16	Tss Aquatic	8:44.95
7	Tyler Clayton	18	Griffith Uni	8:57.45
8	Bailey Sullivan	15	Miami	9:01.58
9	Maximus Truman	13	Somerset GC	9:28.42

**2024 McDonald's SGC Championships - 8/03/2024 to 10/03/2024**  
**Meet Program - 2024 McDonald's SGC Championships Session 1**

**Heat 2 Finals (#12 Boys 12 & Over 800 LC Meter Freestyle)**

0

1 Toby Burrows 12 Surfers Paradise 11:10.49

2 Arthur Le Duvehat (V) 14 New Caledonia 10:22.71

3 Kaizin Castle 14 Emmanuel 9:51.73

4 Hamish Erwin 16 Helensvale 9:30.36

5 Cayden Goode 13 Miami 9:46.25

6 Alexandre Zanon (V) 14 New Caledonia 10:04.78

7 Antoine Baldovini (V) 13 New Caledonia 10:43.11

8

9



# GOLD COAST SWIMMING CHAMPIONSHIPS

**Medq1**  
**Shots**

will be attending this event



Photo bookings available on-site  
**Saturday & Sunday**



**2024 McDonald's SGC Championships - 8/03/2024 to 10/03/2024**  
**Session Report**

Session: 2 2024 McDonald's SGC Championships Session 2  
 Day of Meet: 2 Starts at 03:00 PM Heat Interval: 30 Seconds / Back +15 Seconds

<b>Round</b>	<b>Event</b>	<b>Entries</b>	<b>Heats</b>	<b>Starts at</b>	
Finals	13 Girls 10 & Over 200 Freestyle	96	10	03:00 PM	_____
Finals	14 Boys 10 & Over 200 Freestyle	80	8	03:30 PM	_____
Finals	15 Girls 200 Freestyle Multi-Class	6	1	03:53 PM	_____
Finals	16 Boys 200 Freestyle Multi-Class	1	1	03:57 PM	_____
Finals	17 Girls 10 & Over 100 Breaststroke	98	10	04:00 PM	_____
Finals	18 Boys 10 & Over 100 Breaststroke	55	6	04:20 PM	_____
Finals	19 Girls 100 Breaststroke Multi-Class	5	1	04:32 PM	_____
Finals	20 Boys 100 Breaststroke Multi-Class	3	1	04:35 PM	_____
Finals	21 Girls 11 & Over 200 Backstroke	31	4	04:37 PM	_____
Finals	22 Boys 11 & Over 200 Backstroke	30	3	04:52 PM	_____
Finals	23 Girls 10 & Over 100 Freestyle	143	15	05:02 PM	_____
Finals	24 Boys 10 & Over 100 Freestyle	122	13	05:27 PM	_____
Finals	25 Girls 100 Freestyle Multi-Class	8	1	05:48 PM	_____
Finals	26 Boys 100 Freestyle Multi-Class	3	1	05:50 PM	_____
Finals	27 Girls 11 & Over 200 Butterfly	16	2	05:51 PM	_____
Finals	28 Boys 11 & Over 200 Butterfly	13	2	05:58 PM	_____
Finals	29 Girls 12 & Over 100 Backstroke	55	6	06:05 PM	_____
Finals	30 Boys 12 & Over 100 Backstroke	54	6	06:17 PM	_____
Finals	31 Girls 10-11 100 Backstroke	26	3	06:29 PM	_____
Finals	32 Boys 10-11 100 Backstroke	18	2	06:36 PM	_____
Finals	33 Girls 100 Backstroke Multi-Class	5	1	06:41 PM	_____
Finals	34 Boys 100 Backstroke Multi-Class	3	1	06:43 PM	_____
Finals	35 Girls 11 & Over 400 Freestyle	39	4	06:45 PM	Check In - 5:45PM
Finals	36 Boys 11 & Over 400 Freestyle	32	4	07:08 PM	Check In - 6:08PM
	Swimmers Counts for Warm-ups: 421	====	====		
	Entry / Heat Totals:	942	106		
	Finish Time			07:30 PM	_____



# REGISTER YOUR INTENTION TO SWIM



Confirming your Intention to swim through the QR Code will be available from midday Friday 8th March 2024

Please use this QR Code to check in for your events as below:

Event 11 – Girls 800m Freestyle – Closing time 6:13pm Friday 8<sup>th</sup> March 2024

Event 12 – Boys 800m Freestyle – Closing time 6:35pm Friday 8<sup>th</sup> March 2024

Event 35 – Girls 400m Freestyle – Closing time 5:45pm Saturday 9<sup>th</sup> March 2024

Event 36 – Boys 400m Freestyle – Closing time 6:08pm Saturday 9<sup>th</sup> March 2024

Event 37 – Girls 1500m Freestyle – Closing time 8:00am Sunday 10<sup>th</sup> March 2024

Event 38 – Boys 1500m Freestyle – Closing time 8:20am Sunday 10<sup>th</sup> March 2024

Event 49 – Girls 400m Individual Medley – Closing time 9:49am Sunday 10<sup>th</sup> March 2024

Event 50 – Boys 400m Individual Medley – Closing time 10:02am Sunday 10<sup>th</sup> March 2024

**If you confirm your intention to swim and are a no show - your club will be fined \$50**

**2024 McDonald's SGC Championships - 8/03/2024 to 10/03/2024**  
**Meet Program - 2024 McDonald's SGC Championships Session 2**

**Event 13 Girls 10 & Over 200 LC Meter Freestyle**

<b>10 SGC Rec:</b>	<b>2:25.48</b>	<b>1988</b>	<b>Megan Bullpitt</b>
<b>11 SGC Rec:</b>	<b>2:13.82</b>	<b>2008</b>	<b>Brittany McEvoy</b>
<b>12 SGC Rec:</b>	<b>2:10.81</b>	<b>2009</b>	<b>Brittany McEvoy</b>
<b>13 SGC Rec:</b>	<b>2:08.39</b>	<b>2009</b>	<b>Bonnie L MacDonald</b>
<b>14 SGC Rec:</b>	<b>2:06.08</b>	<b>2011</b>	<b>Brittany McEvoy</b>
<b>15 SGC Rec:</b>	<b>2:03.32</b>	<b>2022</b>	<b>Milla Jansen</b>
<b>16 SGC Rec:</b>	<b>2:02.87</b>	<b>2022</b>	<b>Georgie Roper</b>
<b>17&amp;O SGC Rec:</b>	<b>2:01.44</b>	<b>2021</b>	<b>Kiah Melverton</b>

Lane	Name	Age	Team	Seed Time
------	------	-----	------	-----------

**Heat 1 of 10 Finals**

0	Alyssa Tapper (V)	16	St Hildas	2:06.92
1	Jesse Welsh (V)	20	Bond	2:05.82
2	Haylee Reid	17	Griffith Uni	2:04.79
3	Jade Starr	21	Griffith Uni	2:00.62
4	Phoebe Bentley	19	Griffith Uni	1:59.38
5	Piper Asquith	16	Griffith Uni	2:00.51
6	Bailey Day	19	Griffith Uni	2:04.47
7	Alice Monaghan	16	Griffith Uni	2:04.92
8	Mya Harris	12	Miami	2:06.88
9	Zahri Jarrett	14	Somerset GC	2:06.92

**Heat 2 of 10 Finals**

0	Taylah Guthrie	17	St Hildas	2:14.08
1	Isabella Hammond	14	Helensvale	2:13.17
2	Niquola White	19	Emmanuel	2:12.39
3	Charlotte Hinze	17	Helensvale	2:10.35
4	Tribeca Liu	14	Griffith Uni	2:06.97
5	Ashlee Schafer	17	Miami	2:10.01
6	Summer Bailey	12	Southport	2:12.07
7	Holly Hembling	16	Southport	2:12.86
8	Jessica Conrad	13	Miami	2:13.83
9	Sienna Kitchen	16	Miami	2:14.34

**Heat 3 of 10 Finals**

0	Myla Naylor	14	Miami	2:16.41
1	Zarah Farrington	14	Somerset GC	2:15.63
2	Kiera Bell	14	Helensvale	2:15.02
3	Roxanne Albertyn	12	Miami	2:14.85
4	Naiya Saladas	14	Griffith Uni	2:14.49
5	Sarah Kalogeropoulos	13	Tss Aquatic	2:14.64
6	Matilda Grimson	15	Somerset GC	2:14.86
7	Allegra Anderson	14	Helensvale	2:15.17
8	Lulu Dare	15	Helensvale	2:15.96
9	Sienna Mercer	13	Sharks Aquatics	2:16.52

**Heat 4 of 10 Finals**

0	Zara Wogan	12	Emmanuel	2:19.85
1	Ella Burden	16	Tss Aquatic	2:19.52
2	Josie Lowry	16	Pimpama	2:18.79
3	Cady Daniels	16	Somerset GC	2:18.09
4	Anabelle Aulert	16	Bond	2:16.72
5	Arabella Robinson	13	St Hildas	2:17.91
6	Lola Moloney	14	Somerset GC	2:18.27
7	London Asquith	13	Tss Aquatic	2:18.84
8	Kara Bird	14	Miami	2:19.59
9	Savannah Lukritz	14	Somerset GC	2:20.69

**Heat 5 of 10 Finals**

0	Sybella Hinze	13	Helensvale	2:25.17
1	Saaya Pidcock	14	Miami	2:24.15
2	Kyra Spence	13	Miami	2:22.45
3	Elenor McGrath	12	Somerset GC	2:21.72
4	Annabelle Mingzhen Li	14	St Hildas	2:21.17
5	Charlie Henrison	14	Tss Aquatic	2:21.32
6	Finn Pocock	14	St Hildas	2:22.16
7	Tanyka Goode	12	Miami	2:22.52
8	Manon Baldovini (V)	16	St Hildas	2:24.97
9	Mia-Rose Cooper	14	Beaudesert	2:25.40

**Heat 6 of 10 Finals**

0	Georgia Middleton	14	Pimpama	2:28.51
1	Yasmin Lukritz	13	Somerset GC	2:27.52
2	Chiara Cimini	15	Somerset GC	2:26.27
3	Evelina Volz	12	Helensvale	2:26.00
4	Meika Shimbashi	13	Southport	2:25.57
5	Zayla King	13	Sharks Aquatics	2:25.59
6	Taylor Christie	14	Helensvale	2:26.10
7	Indiana Coates	12	Trinity	2:27.34
8	Kayleigh Erasmus	14	Pimpama	2:27.86
9	Sydney English	15	Sharks Aquatics	2:28.55

**Heat 7 of 10 Finals**

0	Alexandra Mair	11	AB Pat College	2:30.71
1	Kaia Small	13	Emmanuel	2:30.36
2	Samara Ramirez	14	Tss Aquatic	2:30.15
3	Jasmin Christie	12	Helensvale	2:29.39
4	Rosie Haddad	14	Helensvale	2:28.70
5	Isla Hawkins	14	Tss Aquatic	2:29.14
6	Isabella De Vincentiis	13	Tss Aquatic	2:29.68
7	Georgia Bos	13	Tss Aquatic	2:30.29
8	Lily Layton	13	Belgravia GC	2:30.64
9	Makyra Melo	12	Somerset GC	2:31.90

**Heat 8 of 10 Finals**

0	Kaitlyn Morris	11	Emmanuel	2:36.87
1	Hannah Tavita	11	Pimpama	2:36.45
2	Ava O'Kearney	13	Miami	2:35.56
3	Mia Drury	11	Somerset GC	2:35.07
4	Kasia Pitura	12	Somerset GC	2:32.38
5	Isabel Eddy	11	Trinity	2:34.37
6	Lillian Wang	11	Southport	2:35.19
7	Lucia Mauer	12	St Hildas	2:35.91
8	Ashleigh Tilley	13	Pimpama	2:36.82
9	Ivy Rameau	11	St Hildas	2:37.35

**Heat 9 of 10 Finals**

0	Katelyn Zhang	11	Helensvale	2:47.14
1	Arabella Ambrakaityte	10	Sharks Aquatics	2:46.36
2	Tia Bell	11	Helensvale	2:41.14
3	Sofia Richards	11	Miami	2:38.48
4	Amaris Humphrey	13	Belgravia GC	2:37.85
5	Frankie McTomlinson	12	Belgravia GC	2:37.92
6	Atlantis Morriss	11	Sharks Aquatics	2:40.63
7	Hayley Lynn Harvey	11	Surfers Paradise	2:45.79
8	Christine lee	11	Sharks Aquatics	2:47.03
9	Ivy Sun	10	St Hildas	2:47.31

**2024 McDonald's SGC Championships - 8/03/2024 to 10/03/2024**  
**Meet Program - 2024 McDonald's SGC Championships Session 2**

**Heat 10 Finals (#13 Girls 10 & Over 200 LC Meter Freestyle)**

0				
1				
2	Rose Hart	10	Somerset GC	2:55.86
3	Zali Ledek	10	Sharks Aquatics	2:51.75
4	Charli Sheppard	11	Belgravia GC	2:48.29
5	Zara Wood	11	Miami	2:49.52
6	Chloe Davenport	10	Pimpama	2:53.81
7	Bonnie Cross	10	Tss Aquatic	2:59.16
8				
9				

**Event 14 Boys 10 & Over 200 LC Meter Freestyle**

<b>10 SGC Rec: 2:28.56</b>	<b>1999</b>	<b>Ephriam Hannant</b>
<b>11 SGC Rec: 2:13.08</b>	<b>2006</b>	<b>Cameron McEvoy</b>
<b>12 SGC Rec: 2:10.08</b>	<b>2007</b>	<b>Zach Featherstone</b>
<b>13 SGC Rec: 2:01.39</b>	<b>2016</b>	<b>Thomas Hauck</b>
<b>14 SGC Rec: 1:56.41</b>	<b>2017</b>	<b>Thomas Hauck</b>
<b>15 SGC Rec: 1:54.34</b>	<b>2018</b>	<b>Thomas Hauck</b>
<b>16 SGC Rec: 1:51.07</b>	<b>2022</b>	<b>Flynn Southam</b>
<b>17&amp;O SGC Rec: 1:49.79</b>	<b>2015</b>	<b>Grant Hackett</b>

Lane	Name	Age	Team	Seed Time
------	------	-----	------	-----------

**Heat 1 of 8 Finals**

0	Kalani Creech	17	Bond	1:57.88
1	Oscar Croak	18	Miami	1:56.69
2	Blair Roper	17	Tss Aquatic	1:55.78
3	Matthew Lowe	17	Miami	1:54.19
4	Alexander Grant	23	Miami	1:52.50
5	Gabriel Wilczak	19	Griffith Uni	1:52.88
6	Omar Abbass (V)	25	Bond	1:54.28
7	Hudson Sheehan	15	Griffith Uni	1:56.62
8	Cooper Lynch	17	Miami	1:57.27
9	Luca Knezevic	16	Southport	1:58.03

**Heat 2 of 8 Finals**

0	Leny Grigor	14	Somerset GC	2:03.53
1	Mackenzie Crocker	14	AB Pat College	2:01.96
2	Julian Angus	14	Tss Aquatic	2:00.09
3	Daniel Callebaut (V)	17	Bond	1:59.44
4	Samson Barisic	18	Southport	1:59.24
5	Nick Alford	18	Southport	1:59.37
6	Lachlan Hackett	16	Miami	1:59.61
7	Samuel Gould S14	18	Helensvale	2:00.81
8	Chase Holmes	16	Helensvale	2:03.33
9	Will Hensley (V)	15	ALST	2:04.18

**Heat 3 of 8 Finals**

0	Oscar Eddy	16	Tss Aquatic	2:08.03
1	Cooper Mcguinness	14	Emmanuel	2:06.98
2	Harrison Hackett	14	Miami	2:05.63
3	Hayden Doherty	14	St Hildas	2:05.45
4	Warren Haylett	17	Griffith Uni	2:04.27
5	Kaden Robinson	17	Bond	2:04.52
6	Mason Mower	14	Tss Aquatic	2:05.62
7	Christopher Kalogeropc	15	Tss Aquatic	2:06.86
8	Taj Benjamin	14	Miami	2:07.79
9	Maximus Truman	13	Somerset GC	2:08.78

**Heat 4 of 8 Finals**

0	Jake May	14	Miami	2:13.33
1	Alexander Duggan	16	Emmanuel	2:12.79
2	Kaizin Castle	14	Emmanuel	2:10.84
3	Cade McKissack	15	Miami	2:10.16
4	Hamish Erwin	16	Helensvale	2:08.83
5	Tyler Jones	15	Tss Aquatic	2:10.04
6	Dane Rayward	14	Miami	2:10.80
7	Cayden Goode	13	Miami	2:11.27
8	Jay D Collins	14	St Hildas	2:13.07
9	Alexandre Zanon (V)	14	New Caledonia	2:16.58

**Heat 5 of 8 Finals**

0	Antoine Baldovini (V)	13	New Caledonia	2:23.05
1	Ryan Gale	12	Emmanuel	2:22.70
2	Christiaan Howes	15	Helensvale	2:20.68
3	Izaac Bebendorf	13	Emmanuel	2:19.56
4	Nathan Soekiman (V)	15	New Caledonia	2:18.27
5	James Hill	13	St Hildas	2:18.40
6	Caelan Pace	14	St Hildas	2:20.43
7	Jasper Harvey	12	Emmanuel	2:21.63
8	Arthur Le Duvehat (V)	14	New Caledonia	2:23.02
9	Rhys Robinson	14	Bond	2:23.26

**Heat 6 of 8 Finals**

0	Jack Johnston	13	Miami	2:27.43
1	Rafael Ileana	12	Somerset GC	2:27.22
2	Max Teng	14	Helensvale	2:24.97
3	Callen Coetser	14	Miami	2:24.42
4	Ashton Falicz	13	Helensvale	2:23.55
5	Hunter Gray	14	Helensvale	2:23.95
6	Nathan McKenna (V)	14	New Caledonia	2:24.86
7	Knox Anderson	11	Somerset GC	2:25.03
8	Aidan Wong	14	Belgravia GC	2:27.35
9	Dylan Campbell	14	Somerset GC	2:28.40

**Heat 7 of 8 Finals**

0	Cooper Holland	12	Southport	2:35.65
1	Grant Amis	13	Tss Aquatic	2:34.01
2	Luke Mcdonogh S14	13	Pimpama	2:31.86
3	Samu-Patrik Sula (V)	14	FINL	2:29.45
4	Zander Dowker	12	Miami	2:28.65
5	Toby Burrows	12	Surfers Paradise	2:29.37
6	Talus Manning	12	Somerset GC	2:29.59
7	Luca Boersma	11	Miami	2:32.11
8	William Davenport	12	Pimpama	2:35.38
9	Lennox Eke	12	Lawrence	2:36.69

**Heat 8 of 8 Finals**

0	Oliver Ruscitti	10	Trinity	2:51.71
1	Sean Weng	10	AB Pat College	2:48.47
2	Ryan Mcdonogh	11	Pimpama	2:41.73
3	Rafael Carroll-Cinque	12	Lawrence	2:38.67
4	Noah Campbell	10	Somerset GC	2:37.57
5	Jack Sewell	11	Somerset GC	2:38.01
6	Xavier Wyrzynski	12	Trinity	2:39.13
7	Judd Vickery	11	Emmanuel	2:43.76
8	Finn Carroll-Cinque	10	Lawrence	2:51.13
9	Ethan Ball	10	Tss Aquatic	2:59.00

**2024 McDonald's SGC Championships - 8/03/2024 to 10/03/2024**  
**Meet Program - 2024 McDonald's SGC Championships Session 2**

**Event 15 Girls 200 LC Meter Freestyle Multi-Class**

SGC Rec: 2:11.88 2023 Alexa Leary

Lane	Name	Age	Team	Seed Time
------	------	-----	------	-----------

**Heat 1 of 1 Finals**

0				
1	Caitlyn Hayes S9	14	Helensvale	2:57.24
2	Emma Clayton S14	13	St Hildas	2:45.10
3	Montana Atkinson S14	16	Helensvale	2:20.23
4	Holly Warn S7	14	St Hildas	2:42.10
5	Lilly-Anne Gould S14	13	Helensvale	2:46.65
6	Taylor Anderton S18	28	Surfers Paradise	3:22.36
7				
8				
9				

**Event 16 Boys 200 LC Meter Freestyle Multi-Class**

SGC Rec: 2:08.81 2023 Samuel Gould

Lane	Name	Age	Team	Seed Time
------	------	-----	------	-----------

**Heat 1 of 1 Finals**

0				
1				
2				
3				
4	Samuel Gould S14	18	Helensvale	2:00.81
5				
6				
7				
8				
9				

**Event 17 Girls 10 & Over 100 LC Meter Breaststroke**

10 SGC Rec: 1:26.33 1986 S. BEGG

11 SGC Rec: 1:23.13 2013 Chelsea Hodges

12 SGC Rec: 1:16.94 2004 Emily Wu

13 SGC Rec: 1:13.43 2022 Olympia Pope

14 SGC Rec: 1:11.31 2023 Olympia Pope

15 SGC Rec: 1:09.27 2023 Hayley Mackinder

16 SGC Rec: 1:11.00 2018 Chelsea Hodges

17&O SGC Rec: 1:07.40 2011 Leiston Pickett

Lane	Name	Age	Team	Seed Time
------	------	-----	------	-----------

**Heat 1 of 10 Finals**

0	Holly Hembling	16	Southport	1:13.04
1	Calia Vlastuin	19	Bond	1:12.85
2	Kyla Brown	17	Bond	1:11.87
3	Julia Remington	16	All Saints	1:10.96
4	Hayley Mackinder	16	Griffith Uni	1:08.61
5	Lanihei Connolly (V)	18	Bond	1:10.87
6	Sienna Walo	19	Southport	1:11.75
7	Violet Walton	15	Miami	1:12.43
8	Maya Zunker	14	Griffith Uni	1:12.98
9	Lillyan Potts	18	Southport	1:13.98

**Heat 2 of 10 Finals**

0	Megan Low	15	Southport	1:16.92
1	Keira Stephens SB9	20	Southport	1:16.18
2	Roxanne Albertyn	12	Miami	1:16.01
3	Sienna Mercer	13	Sharks Aquatics	1:15.41
4	Lacy Kamprad	15	Bond	1:14.06
5	Amelia Simm	17	St Hildas	1:15.03
6	Tamsyn Walo	19	Southport	1:15.75
7	Sasha Henrison	16	Tss Aquatic	1:16.07
8	Chelsea Strachan	13	Somerset GC	1:16.49
9	Hannah Riseley	14	Southport	1:16.94

**Heat 3 of 10 Finals**

0	Edith Keightley	15	St Hildas	1:20.22
1	Hanna Roelandts	12	Pimpama	1:18.28
2	Jada De Gelder	14	Somerset GC	1:18.03
3	Vanessa Mclay	16	Southport	1:17.55
4	Manon Baldovini (V)	16	St Hildas	1:16.94
5	Emilia Zeh (V)	16	Sharks Aquatics	1:17.21
6	Aisling Rothwell	18	Southport	1:17.69
7	Alice Monaghan	16	Griffith Uni	1:18.20
8	Tribeca Liu	14	Griffith Uni	1:19.29
9	Charlie Henrison	14	Tss Aquatic	1:20.85

**Heat 4 of 10 Finals**

0	Charlotte Hall	14	Pimpama	1:22.50
1	Lucinda Lugg	14	Miami	1:21.75
2	Lihwa Wong	13	Somerset GC	1:21.58
3	Amelia Hart	14	Somerset GC	1:21.35
4	Olivia Kearney	14	All Saints	1:20.89
5	Josie Pearson	14	Emmanuel	1:20.95
6	Jenna Cothill	15	Southport	1:21.44
7	Taylah Guthrie	17	St Hildas	1:21.59
8	Indi Kamprad	13	Bond	1:22.15
9	Georgia-Leigh Vele (V)	25	Tss Aquatic	1:24.32

**Heat 5 of 10 Finals**

0	Justine Platon	15	Helensvale	1:27.33
1	Tian Xu	13	Emmanuel	1:25.93
2	Kiera Bell	14	Helensvale	1:25.07
3	Sienna Negrao	16	Southport	1:24.69
4	Iris Mordue	14	Miami	1:24.53
5	Chiara Cimini	15	Somerset GC	1:24.56
6	Madeleine Ferguson	12	Trinity	1:24.95
7	Indie Switala	12	Pimpama	1:25.83
8	Kasia Pitura	12	Somerset GC	1:26.95
9	Lyla Eddie	13	Pimpama	1:27.46

**Heat 6 of 10 Finals**

0	Mia Drury	11	Somerset GC	1:31.45
1	Sophia Tarrant	11	Somerset GC	1:30.31
2	Sofia Shine	12	Southport	1:30.09
3	Loni Turnbull	13	Miami	1:28.70
4	Ava O'Kearney	13	Miami	1:28.07
5	Zara Wogan	12	Emmanuel	1:28.44
6	Capucine Naud (V)	17	New Caledonia	1:28.72
7	Ivy Shann	13	Pimpama	1:30.21
8	Lily Coleman	12	Pimpama	1:31.39
9	Makyrá Melo	12	Somerset GC	1:31.81

**2024 McDonald's SGC Championships - 8/03/2024 to 10/03/2024**  
**Meet Program - 2024 McDonald's SGC Championships Session 2**

**Heat 7 Finals (#17 Girls 10 & Over 100 LC Meter Breaststrol**

0	Sarah Scott	11	Emmanuel	1:35.51
1	Elenor McGrath	12	Somerset GC	1:34.97
2	Sophie Innes	12	Lawrence	1:33.65
3	Lulu Kirk	11	Sharks Aquatics	1:33.27
4	Hannah Tavita	11	Pimpama	1:31.96
5	Isabella Stevenson	14	Helensvale	1:32.96
6	Lucia Mauer	12	St Hildas	1:33.34
7	Ashleigh Tilley	13	Pimpama	1:34.66
8	Seren Corfield	14	Lawrence	1:35.50
9	Mila Momose	11	Superfish	1:36.08

**Heat 8 of 10 Finals**

0	Hayley Kam	11	Emmanuel	1:40.32
1	Isabel Eddy	11	Trinity	1:39.70
2	Ming Sum Fok	10	St Hildas	1:38.99
3	Selina Zhang	11	Southport	1:37.27
4	Charlotte English	13	Sharks Aquatics	1:36.63
5	Tia Bell	11	Helensvale	1:36.82
6	Claire Rackley	11	Miami	1:37.67
7	Holly Tassell	11	Helensvale	1:39.24
8	Ivy Sun	10	St Hildas	1:39.71
9	Arabella Ambrakaityte	10	Sharks Aquatics	1:41.59

**Heat 9 of 10 Finals**

0	Angelina Dhillon	10	Tss Aquatic	1:45.52
1	Dannielle Platon	10	Helensvale	1:43.79
2	Hayley Lynn Harvey	11	Surfers Paradise	1:42.58
3	Genevieve Baragry	11	St Hildas	1:42.10
4	Jasmine Teng	12	Helensvale	1:41.68
5	Gabriella Smith	10	Pimpama	1:41.68
6	Zali Ledek	10	Sharks Aquatics	1:42.45
7	Christine lee	11	Sharks Aquatics	1:43.07
8	Tori Strachan	10	All Saints	1:45.04
9	Vivian Mordue	10	Miami	1:45.57

**Heat 10 of 10 Finals**

0				
1	Eva Roper	10	Tss Aquatic	1:53.77
2	Evie Deller	11	Emmanuel	1:49.58
3	Sara Bulmer	11	AB Pat College	1:47.56
4	Emily Zhang	11	AB Pat College	1:45.77
5	Eliana Rankin	10	Miami	1:46.37
6	Sienna Ryan	10	Sharks Aquatics	1:48.95
7	Maya Wojtasik	10	Southport	1:51.06
8	Chloe Davenport	10	Pimpama	1:54.42
9				

**Event 18 Boys 10 & Over 100 LC Meter Breaststroke**

<b>10 SGC Rec:</b>	<b>1:27.95</b>	<b>1986</b>	<b>S. MCDONALD</b>
<b>11 SGC Rec:</b>	<b>1:20.69</b>	<b>2003</b>	<b>Wesley Thomson</b>
<b>12 SGC Rec:</b>	<b>1:14.00</b>	<b>2017</b>	<b>Flynn McGregor</b>
<b>13 SGC Rec:</b>	<b>1:11.90</b>	<b>2023</b>	<b>Riley Johnston</b>
<b>14 SGC Rec:</b>	<b>1:10.23</b>	<b>2012</b>	<b>Grayson Bell</b>
<b>15 SGC Rec:</b>	<b>1:05.25</b>	<b>2021</b>	<b>Gideon Burnes</b>
<b>16 SGC Rec:</b>	<b>1:05.04</b>	<b>2022</b>	<b>Ryan Cothill</b>
<b>17&amp;O SGC Rec:</b>	<b>1:02.46</b>	<b>2011</b>	<b>Brenton Rickard</b>

Lane	Name	Age	Team	Seed Time
------	------	-----	------	-----------

**Heat 1 of 6 Finals**

0	Christopher Kalogerop	15	Tss Aquatic	1:10.38
1	Cohen Tarrant	13	Somerset GC	1:08.61
2	Karl Albertyn	18	Miami	1:06.30
3	Hajin Jun	17	Griffith Uni	1:05.92
4	Ryan Cothill	18	Southport	1:04.10
5	Christian Toia	18	Bond	1:04.54
6	Ryan Bambach	16	Miami	1:06.04
7	Oscar Eddy	16	Tss Aquatic	1:07.63
8	Riley Johnston	14	Somerset GC	1:09.84
9	Tristan Song	18	Somerset GC	1:10.48

**Heat 2 of 6 Finals**

0	Levi Anderson	12	Somerset GC	1:19.11
1	Emilio Ramirez	16	Emmanuel	1:15.27
2	Alex Wellm (V)	15	KNGC	1:13.19
3	Martin Hembling	14	Somerset GC	1:11.61
4	Koa Stotz	13	Somerset GC	1:10.54
5	Jimmy Wang	15	Southport	1:11.04
6	Daniel Czegledi	15	Southport	1:13.00
7	Warren Haylett	17	Griffith Uni	1:13.75
8	Emmitt Morris	12	Pimpama	1:18.40
9	Tyler Walmsley	13	AB Pat College	1:19.81

**Heat 3 of 6 Finals**

0	Elouan Long (V)	14	New Caledonia	1:26.80
1	Rafael Ileana	12	Somerset GC	1:25.25
2	Jordan Yim	14	Miami	1:24.63
3	Nathan Soekiman (V)	15	New Caledonia	1:23.58
4	Danny Baxter	14	Somerset GC	1:20.84
5	Cooper Morris	15	Pimpama	1:23.25
6	Finlay Stevenson (V)	15	ALST	1:24.56
7	Aidan Wong	14	Belgravia GC	1:25.07
8	Reid Snide	15	Miami	1:25.42
9	Oliver Gisler	14	Miami	1:26.96

**Heat 4 of 6 Finals**

0	Rafael Carroll-Cinque	12	Lawrence	1:34.25
1	Hayun Jun	11	St Hildas	1:31.47
2	Diesel Vickery	12	Emmanuel	1:31.23
3	Ned Simmonds	10	Lawrence	1:30.32
4	James Hill	13	St Hildas	1:26.99
5	Joey Duggan	13	Emmanuel	1:29.53
6	Sean Lee	11	Tss Aquatic	1:31.11
7	Elias Flancia	14	Pimpama	1:31.43
8	Lennox Eke	12	Lawrence	1:33.42
9	Jarryd Hepburn	12	Tss Aquatic	1:34.74

**2024 McDonald's SGC Championships - 8/03/2024 to 10/03/2024**  
**Meet Program - 2024 McDonald's SGC Championships Session 2**

**Heat 5 Finals (#18 Boys 10 & Over 100 LC Meter Breaststrol**

0	Charlie Pearson	11	Emmanuel	1:40.27
1	Xavier Wyrzynski	12	Trinity	1:38.77
2	Fletcher Brown	12	Emmanuel	1:36.59
3	William Davenport	12	Pimpama	1:35.63
4	Harrison Green	11	Pimpama	1:34.82
5	Harry Simmonds	11	Pimpama	1:35.53
6	Finn Carroll-Cinque	10	Lawrence	1:35.87
7	Knox Anderson	11	Somerset GC	1:36.83
8	Jeremy Denney	12	Emmanuel	1:39.90
9	Oliver Ruscitti	10	Trinity	1:40.58

**Heat 6 of 6 Finals**

0				
1				
2	Liam Sullivan	10	Pimpama	1:47.33
3	Alexander Conrad	10	Miami	1:43.82
4	Sean Weng	10	AB Pat College	1:42.79
5	Jay Buttigieg	10	Pimpama	1:43.39
6	Jakub Pitura	10	Somerset GC	1:45.52
7				
8				
9				

**Event 19 Girls 100 LC Meter Breaststroke Multi-Class**

SGC Rec: 1:21.85 2021 **Natalie Shaw**

Lane Name	Age	Team	Seed Time
-----------	-----	------	-----------

**Heat 1 of 1 Finals**

0				
1				
2	Taylor Anderton SB18	28	Surfers Paradise	2:05.49
3	Emma Clayton SB14	13	St Hildas	1:40.44
4	Paige Leonhardt SB14	23	Sharks Aquatics	1:16.50
5	Montana Atkinson SB14	16	Helensvale	1:31.04
6	Lilly-Anne Gould SB14	13	Helensvale	1:44.20
7				
8				
9				

**Event 20 Boys 100 LC Meter Breaststroke Multi-Class**

SGC Rec: 1:20.11 2023 **Samuel Gould**

Lane Name	Age	Team	Seed Time
-----------	-----	------	-----------

**Heat 1 of 1 Finals**

0				
1				
2				
3	Luke Mcdonogh SB14	13	Pimpama	1:50.78
4	Samuel Gould SB14	18	Helensvale	1:15.36
5	Robert Yates SB16	15	Helensvale	1:42.33
6				
7				
8				
9				

**Event 21 Girls 11 & Over 200 LC Meter Backstroke**

**11 SGC Rec: 2:35.83 2014 **Brooke Otto****

**12 SGC Rec: 2:26.67 2021 **Mia Miles****

**13 SGC Rec: 2:23.40 2009 **Bonnie L MacDonald****

**14 SGC Rec: 2:21.07 2016 **Emma Siddle****

**15 SGC Rec: 2:21.65 2011 **Bonnie MacDonald****

**16 SGC Rec: 2:16.47 2023 **Charlotte Hinze****

**17&O SGC Rec: 2:14.01 2022 **Minna Atherton****

Lane Name	Age	Team	Seed Time
-----------	-----	------	-----------

**Heat 1 of 4 Finals**

0	Mia Carson	14	Southport	2:31.92
1	Summer Johnston	14	Somerset GC	2:27.08
2	Jessica Melo	14	Somerset GC	2:25.72
3	Matilda Grimson	15	Somerset GC	2:24.49
4	Charlotte Hinze	17	Helensvale	2:16.42
5	Matilda Byrnes	16	Bond	2:22.40
6	Lulu Dare	15	Helensvale	2:25.69
7	Emmersen Nunn	14	Sharks Aquatics	2:26.90
8	Anastasia Cooper	16	Emmanuel	2:29.40
9	Zali Bowden	15	Emmanuel	2:34.54

**Heat 2 of 4 Finals**

0	Kaitlyn Baxter	16	Somerset GC	2:41.39
1	Saaya Pidcock	14	Miami	2:41.11
2	Evelina Volz	12	Helensvale	2:37.49
3	Ava Camenzuli	13	Miami	2:36.76
4	Maya Jones	13	Tss Aquatic	2:36.04
5	Isabella Hammond	14	Helensvale	2:36.30
6	Felicity Walker	16	Emmanuel	2:37.36
7	Olivia Lush	16	All Saints	2:37.56
8	Kiera Bell	14	Helensvale	2:41.35
9	Ruby Taylor	16	Miami	2:45.21

**Heat 3 of 4 Finals**

0				
1	Lillian Wang	11	Southport	2:58.70
2	Kasia Pitura	12	Somerset GC	2:55.04
3	Kara Bird	14	Miami	2:51.82
4	Charlotte Ferguson	12	Trinity	2:46.29
5	Sybella Hinze	13	Helensvale	2:47.86
6	Allegra Anderson	14	Helensvale	2:53.67
7	Kaitlyn Morris	11	Emmanuel	2:57.49
8	Alexandra Mair	11	AB Pat College	3:01.33
9				

**Heat 4 of 4 Finals**

0				
1				
2				
3	Mia Lily Nell	11	Sharks Aquatics	3:13.79
4	Sofia Richards	11	Miami	3:02.97
5	Hayley Lynn Harvey	11	Surfers Paradise	3:11.33
6				
7				
8				
9				



**2024 McDonald's SGC Championships - 8/03/2024 to 10/03/2024**  
**Meet Program - 2024 McDonald's SGC Championships Session 2**

**Event 22 Boys 11 & Over 200 LC Meter Backstroke**

11 SGC Rec:	2:34.55	2016	Lewis Treggiden
12 SGC Rec:	2:20.64	2017	Lewis Treggiden
13 SGC Rec:	2:15.43	2016	Thomas Hauck
14 SGC Rec:	2:10.83	2018	Kaiden Hubbard
15 SGC Rec:	2:07.68	2018	Thomas Hauck
16 SGC Rec:	2:04.69	2021	Lewis Treggiden
17&O SGC Rec:	2:00.50	2022	Tristan Hollard

Lane Name	Age	Team	Seed Time
-----------	-----	------	-----------

**Heat 1 of 3 Finals**

0	Warren Haylett	17	Griffith Uni	2:21.54
1	Maximus Truman	13	Somerset GC	2:20.59
2	Joel Fraser	20	Bond	2:13.04
3	Ryder Lambert	19	Southport	2:05.78
4	Enoch Robb	19	All Saints	1:58.23
5	Thomas Hauck	21	All Saints	1:59.24
6	Ethan Macdonald	15	Southport	2:12.98
7	Will Sutcliffe	16	Tss Aquatic	2:14.25
8	Max Anderson	14	Southport	2:20.70
9	Taj Benjamin	14	Miami	2:22.08

**Heat 2 of 3 Finals**

0	Ashton Falicz	13	Helensvale	2:40.04
1	Hunter Gray	14	Helensvale	2:38.40
2	James Hill	13	St Hildas	2:30.68
3	Timothy Wellm	13	All Saints	2:28.64
4	Harrison Hackett	14	Miami	2:25.40
5	Cillian Cheal	15	Helensvale	2:27.63
6	Tyler Jones	15	Tss Aquatic	2:30.21
7	Joshua Bowden	15	Emmanuel	2:31.56
8	Bailey White	14	Helensvale	2:39.00
9	Lachlan Potts	15	Helensvale	2:40.67

**Heat 3 of 3 Finals**

0	Harry Simmonds	11	Pimpama	2:57.09
1	Talus Manning	12	Somerset GC	2:53.05
2	John Cameron	14	Emmanuel	2:47.76
3	Knox Anderson	11	Somerset GC	2:47.49
4	Arthur Le Duvehat (V)	14	New Caledonia	2:41.15
5	Jasper Harvey	12	Emmanuel	2:44.07
6	Jack Sewell	11	Somerset GC	2:47.60
7	Ryan Gale	12	Emmanuel	2:50.61
8	Kai Macdonald	12	Southport	2:54.22
9	Ryan Mcdonogh	11	Pimpama	3:03.98

**Event 23 Girls 10 & Over 100 LC Meter Freestyle**

10 SGC Rec:	1:07.52	2018	Imogen Hurd
11 SGC Rec:	1:02.75	2008	Brittany McEvoy
12 SGC Rec:	1:00.21	2022	Tribeca Liu
13 SGC Rec:	59.65	2009	Bonnie MacDonald
14 SGC Rec:	58.43	2022	Piper Asquith
15 SGC Rec:	56.09	2022	Milla Jansen
16 SGC Rec:	58.25	2011	Mikaela Rawlings
17&O SGC Rec:	56.59	2023	Phoebe Bentley

Lane Name	Age	Team	Seed Time
-----------	-----	------	-----------

**Heat 1 of 15 Finals**

0	Niquola White	19	Emmanuel	59.34
1	Maya Zunker	14	Griffith Uni	58.89
2	Charlotte Hinze	17	Helensvale	58.41
3	Sienna Walo	19	Southport	56.82
4	Kayla Costa	22	Southport	56.62
5	Piper Asquith	16	Griffith Uni	56.70
6	Zahri Jarrett	14	Somerset GC	58.29
7	Haylee Reid	17	Griffith Uni	58.74
8	Mae Singer (V)	18	Southport	59.23
9	Mya Harris	12	Miami	59.45

**Heat 2 of 15 Finals**

0	Naiya Saladas	14	Griffith Uni	1:00.66
1	Sienna Kitchen	16	Miami	1:00.35
2	Anabelle Aulert	16	Bond	1:00.15
3	Alexa Leary S9	22	St Hildas	1:00.03
4	Jessica Melo	14	Somerset GC	59.55
5	Roxanne Albertyn	12	Miami	59.92
6	Alice Monaghan	16	Griffith Uni	1:00.09
7	Sasha Henrison	16	Tss Aquatic	1:00.35
8	Aisling Rothwell	18	Southport	1:00.64
9	Lacy Kamprad	15	Bond	1:00.92

**Heat 3 of 15 Finals**

0	Summer Bailey	12	Southport	1:02.32
1	Allegra Anderson	14	Helensvale	1:02.23
2	Georgia-Leigh Vele (V)	25	Tss Aquatic	1:02.11
3	Bessie Dear	16	Somerset GC	1:01.65
4	Summer Johnston	14	Somerset GC	1:01.09
5	Sara Mccarthy	15	Tss Aquatic	1:01.65
6	Zoe Ball	14	AB Pat College	1:01.94
7	Kyama Hibberd	14	Helensvale	1:02.13
8	Josie Lowry	16	Pimpama	1:02.31
9	Georgia Dunn	16	Somerset GC	1:02.35

**Heat 4 of 15 Finals**

0	Annabelle Mingzhen Li	14	St Hildas	1:03.35
1	Jessica Conrad	13	Miami	1:03.03
2	Zarah Farrington	14	Somerset GC	1:02.98
3	Isabella Hammond	14	Helensvale	1:02.73
4	Sienna Mercer	13	Sharks Aquatics	1:02.54
5	Vanessa Mclay	16	Southport	1:02.66
6	Sarah Kalogeropoulos	13	Tss Aquatic	1:02.93
7	Keira Stephens S10	20	Southport	1:02.99
8	Ava Camenzuli	13	Miami	1:03.31
9	Arabella Robinson	13	St Hildas	1:03.49

**2024 McDonald's SGC Championships - 8/03/2024 to 10/03/2024**  
**Meet Program - 2024 McDonald's SGC Championships Session 2**

**Heat 5 Finals (#23 Girls 10 & Over 100 LC Meter Freestyle)**

0	Hanna Roelandts	12	Pimpama	1:05.13
1	Charlie Henrison	14	Tss Aquatic	1:04.60
2	Kiera Bell	14	Helensvale	1:04.34
3	Sara Murray	15	Southport	1:04.08
4	Elenor McGrath	12	Somerset GC	1:03.71
5	Calia Vlastuin	19	Bond	1:03.92
6	Mia Rosner	13	Trinity	1:04.28
7	Jasmin Christie	12	Helensvale	1:04.41
8	Lola Moloney	14	Somerset GC	1:05.06
9	Jada De Gelder	14	Somerset GC	1:05.34

**Heat 6 of 15 Finals**

0	Makyrá Melo	12	Somerset GC	1:06.02
1	Savannah Paniagua	16	Pimpama	1:06.00
2	Indiana Coates	12	Trinity	1:05.92
3	Saaya Pidcock	14	Miami	1:05.79
4	Alisha Teng	16	Belgravia GC	1:05.34
5	Olivia Lush	16	All Saints	1:05.37
6	Ava Shine	15	Southport	1:05.79
7	London Asquith	13	Tss Aquatic	1:05.99
8	Chiara Cimini	15	Somerset GC	1:06.00
9	Iris Mordue	14	Miami	1:06.14

**Heat 7 of 15 Finals**

0	Taylor Christie	14	Helensvale	1:06.80
1	Ella Burden	16	Tss Aquatic	1:06.63
2	Tanyka Goode	12	Miami	1:06.55
3	Sydney English	15	Sharks Aquatics	1:06.41
4	Mia-Rose Cooper	14	Beaudesert	1:06.15
5	Kyra Spence	13	Miami	1:06.29
6	Isabella De Vincentiis	13	Tss Aquatic	1:06.51
7	Riley Sternberg	15	Belgravia GC	1:06.61
8	Capucine Naud (V)	17	New Caledonia	1:06.74
9	Georgia Bos	13	Tss Aquatic	1:06.81

**Heat 8 of 15 Finals**

0	Indi Kamprad	13	Bond	1:08.25
1	Lyla Eddie	13	Pimpama	1:08.09
2	Meika Shimbashi	13	Southport	1:07.44
3	Lily Layton	13	Belgravia GC	1:07.30
4	Finn Pocock	14	St Hildas	1:06.93
5	Hannah Riseley	14	Southport	1:07.02
6	Kaia Small	13	Emmanuel	1:07.40
7	Kayleigh Erasmus	14	Pimpama	1:07.53
8	Chloe Murphy	13	Emmanuel	1:08.12
9	Kasia Pitura	12	Somerset GC	1:08.34

**Heat 9 of 15 Finals**

0	Autumn Squires	11	Miami	1:09.51
1	Zayla King	13	Sharks Aquatics	1:09.46
2	Amaris Humphrey	13	Belgravia GC	1:09.17
3	Mia Drury	11	Somerset GC	1:08.72
4	Isla Hawkins	14	Tss Aquatic	1:08.45
5	Aili Rivas	13	Miami	1:08.49
6	Milla Kennedy	11	Lawrence	1:08.92
7	Rosie Haddad	14	Helensvale	1:09.43
8	Sophie Innes	12	Lawrence	1:09.49
9	Isabel Eddy	11	Trinity	1:09.63

**Heat 10 of 15 Finals**

0	Kaitlyn Morris	11	Emmanuel	1:10.62
1	Georgia Middleton	14	Pimpama	1:10.30
2	Samara Ramirez	14	Tss Aquatic	1:10.17
3	Indie Switala	12	Pimpama	1:10.00
4	Ava O'Kearney	13	Miami	1:09.85
5	Hannah Tavita	11	Pimpama	1:09.90
6	Olivia Kearney	14	All Saints	1:10.00
7	Seren Corfield	14	Lawrence	1:10.26
8	Charlotte Hall	14	Pimpama	1:10.49
9	Madeleine Monet	14	Tss Aquatic	1:10.95

**Heat 11 of 15 Finals**

0	Charlotte English	13	Sharks Aquatics	1:12.70
1	Makenzie Lavaring	12	Belgravia GC	1:11.78
2	Lily Coleman	12	Pimpama	1:11.56
3	Lillian Wang	11	Southport	1:11.30
4	Lucia Mauer	12	St Hildas	1:10.96
5	Olivia Segui	14	AB Pat College	1:11.16
6	Alexandra Mair	11	AB Pat College	1:11.30
7	Frankie McTomlinson	12	Belgravia GC	1:11.63
8	Isabella Stevenson	14	Helensvale	1:11.92
9	Arabella Ambrakaityte	10	Sharks Aquatics	1:12.76

**Heat 12 of 15 Finals**

0	Sofia Richards	11	Miami	1:14.11
1	Ashleigh Tilley	13	Pimpama	1:13.49
2	Milla Martinot	13	Miami	1:13.19
3	Tia Bell	11	Helensvale	1:13.06
4	Charli Sheppard	11	Belgravia GC	1:12.90
5	Amy Hannan	12	Emmanuel	1:12.91
6	Sophia Tarrant	11	Somerset GC	1:13.17
7	Loni Turnbull	13	Miami	1:13.28
8	Mia Lily Nell	11	Sharks Aquatics	1:14.10
9	Selina Zhang	11	Southport	1:14.14

**Heat 13 of 15 Finals**

0	Lexie Shipp	12	Superfish	1:16.00
1	Christine lee	11	Sharks Aquatics	1:15.58
2	Hayley Kam	11	Emmanuel	1:15.28
3	Atlantis Morriss	11	Sharks Aquatics	1:14.66
4	Ivy Rameau	11	St Hildas	1:14.16
5	Mila Momose	11	Superfish	1:14.47
6	Ivy Shann	13	Pimpama	1:14.90
7	Katelyn Zhang	11	Helensvale	1:15.42
8	Ivy Sun	10	St Hildas	1:15.80
9	Holly Tassell	11	Helensvale	1:16.03

**Heat 14 of 15 Finals**

0	Rose Hart	10	Somerset GC	1:21.18
1	Sarah Scott	11	Emmanuel	1:19.75
2	Zara Wood	11	Miami	1:17.25
3	Hayley Lynn Harvey	11	Surfers Paradise	1:16.95
4	Sofia Tawyer	10	Miami	1:16.27
5	Gabriella Smith	10	Pimpama	1:16.65
6	Claire Rackley	11	Miami	1:17.00
7	Indi Bootes	10	St Hildas	1:19.64
8	Zali Ledek	10	Sharks Aquatics	1:20.12
9	Evie Brown	10	St Hildas	1:21.86

**2024 McDonald's SGC Championships - 8/03/2024 to 10/03/2024**  
**Meet Program - 2024 McDonald's SGC Championships Session 2**

**Heat 15 Finals (#23 Girls 10 & Over 100 LC Meter Freestyle)**

0				
1				
2				
3	Bonnie Cross	10	Tss Aquatic	1:23.89
4	Marlie Scarce	10	Miami	1:22.30
5	Chloe Davenport	10	Pimpama	1:23.26
6				
7				
8				
9				

**Event 24 Boys 10 & Over 100 LC Meter Freestyle**

<b>10 SGC Rec:</b>	<b>1:04.67</b>	<b>2019</b>	<b>Matt Schafer</b>
<b>11 SGC Rec:</b>	<b>1:01.45</b>	<b>2009</b>	<b>Bailey Lawson</b>
<b>12 SGC Rec:</b>	<b>58.23</b>	<b>2021</b>	<b>Hudson Sheehan</b>
<b>13 SGC Rec:</b>	<b>54.94</b>	<b>2016</b>	<b>Thomas Hauck</b>
<b>14 SGC Rec:</b>	<b>53.70</b>	<b>2014</b>	<b>Andrew P Ryan</b>
<b>15 SGC Rec:</b>	<b>51.39</b>	<b>2021</b>	<b>Flynn Southam</b>
<b>16 SGC Rec:</b>	<b>50.48</b>	<b>2022</b>	<b>Flynn Southam</b>
<b>17&amp;O SGC Rec:</b>	<b>49.43</b>	<b>2021</b>	<b>James Roberts</b>

**Lane Name                      Age    Team                      Seed Time**

**Heat 1 of 13 Finals**

0	Blair Roper	17	Tss Aquatic	52.57
1	Jamison Morgan	18	Somerset GC	52.11
2	Lachlan Carter	26	Somerset GC	51.22
3	Andrew Newling	24	Somerset GC	50.55
4	Michael Pickett (V)	21	Somerset GC	49.62
5	Lewis Treggiden	19	Bond	50.54
6	Hiroki Takeda (V)	24	Somerset GC	50.67
7	Gus Shivnan (V)	19	Bond	51.96
8	Ryder Lambert	19	Southport	52.22
9	Matthew Lowe	17	Miami	52.68

**Heat 2 of 13 Finals**

0	Samson Barisic	18	Southport	53.80
1	Cooper Lynch	17	Miami	53.65
2	Oscar Croak	18	Miami	53.16
3	Kalani Creech	17	Bond	53.08
4	Tom Gallagher S10	24	Somerset GC	52.75
5	Ryan Bambach	16	Miami	53.04
6	Alastair Miller	19	Southport	53.09
7	Alexander Grant	23	Miami	53.45
8	Archie Mulkerrins	17	Miami	53.71
9	Finau Ohuafi (V)	23	Bond	53.92

**Heat 3 of 13 Finals**

0	Lachlan Hackett	16	Miami	55.93
1	Tomo Shadforth	16	Tss Aquatic	55.63
2	Kaden Robinson	17	Bond	55.29
3	Ethan Quick	18	Emmanuel	54.95
4	Kody Byrne	17	Bond	53.93
5	Brady Hughes	18	Southport	53.98
6	Hunter Boswell	18	Bond	55.00
7	Nick Alford	18	Southport	55.40
8	Chase Holmes	16	Helensvale	55.81
9	Dylan Aspinall	16	Somerset GC	56.04

**Heat 4 of 13 Finals**

0	Daniel Czegledi	15	Southport	56.86
1	Ethan Macdonald	15	Southport	56.63
2	Jimmy Wang	15	Southport	56.56
3	Max Anderson	14	Southport	56.39
4	Riley Johnston	14	Somerset GC	56.13
5	Will Sutcliffe	16	Tss Aquatic	56.24
6	Cooper Mcguinness	14	Emmanuel	56.51
7	Matthew Kalogeropoulos	16	Tss Aquatic	56.56
8	Julian Angus	14	Tss Aquatic	56.66
9	Koa Stotz	13	Somerset GC	57.04

**Heat 5 of 13 Finals**

0	Dane Rayward	14	Miami	58.71
1	Jack Connors	15	Emmanuel	57.94
2	Blake Bebendorf	15	Emmanuel	57.73
3	Cade McKissack	15	Miami	57.59
4	Will Hensley (V)	15	ALST	57.12
5	Peter Ketchell	15	Southport	57.20
6	Taj Benjamin	14	Miami	57.64
7	Harrison Hackett	14	Miami	57.74
8	Cohen Tarrant	13	Somerset GC	58.33
9	Jay D Collins	14	St Hildas	58.81

**Heat 6 of 13 Finals**

0	Jake May	14	Miami	1:02.77
1	Nathan Soekiman (V)	15	New Caledonia	1:01.32
2	Callen Coetser	14	Miami	1:00.83
3	Hamish Erwin	16	Helensvale	59.73
4	Riley McMinn	16	Helensvale	59.28
5	Alexander Duggan	16	Emmanuel	59.51
6	Maximus Truman	13	Somerset GC	1:00.15
7	Alexandre Zanon (V)	14	New Caledonia	1:00.93
8	Christiaan Howes	15	Helensvale	1:02.07
9	Aidan Wong	14	Belgravia GC	1:03.05

**Heat 7 of 13 Finals**

0	Finlay Stevenson (V)	15	ALST	1:04.81
1	Rhys Robinson	14	Bond	1:04.12
2	John Cameron	14	Emmanuel	1:03.76
3	James Hill	13	St Hildas	1:03.69
4	Nathan McKenna (V)	14	New Caledonia	1:03.38
5	Isaac Lai	14	Tss Aquatic	1:03.62
6	Aiden Zhang	14	AB Pat College	1:03.75
7	Alex Wellm (V)	15	KNGC	1:03.78
8	Emmitt Morris	12	Pimpama	1:04.62
9	Christian Plathe	14	Helensvale	1:04.89

**Heat 8 of 13 Finals**

0	Dominic Fletcher	12	Somerset GC	1:07.31
1	Max Teng	14	Helensvale	1:07.10
2	Lewis Williams	13	Miami	1:05.47
3	Oliver Gisler	14	Miami	1:05.30
4	Jack Carkeek	15	Pimpama	1:04.93
5	Caelan Pace	14	St Hildas	1:04.99
6	Elouan Long (V)	14	New Caledonia	1:05.35
7	Ethan Deschamps	14	Somerset GC	1:05.50
8	Owen Ford	14	Beaudesert	1:07.12
9	Jett Anderson	14	Miami	1:07.33

**2024 McDonald's SGC Championships - 8/03/2024 to 10/03/2024**  
**Meet Program - 2024 McDonald's SGC Championships Session 2**

**Heat 9 Finals (#24 Boys 10 & Over 100 LC Meter Freestyle)**

0	Knox Anderson	11	Somerset GC	1:09.29
1	Lennox Eke	12	Lawrence	1:09.12
2	Rafael Ileana	12	Somerset GC	1:08.17
3	Samu-Patrik Sula (V)	14	FINL	1:07.76
4	Jordan Yim	14	Miami	1:07.58
5	Ashton Falicz	13	Helensvale	1:07.61
6	Tyler Walmsley	13	AB Pat College	1:07.85
7	Grant Amis	13	Tss Aquatic	1:08.58
8	Toby Burrows	12	Surfers Paradise	1:09.28
9	Kai Macdonald	12	Southport	1:09.29

**Heat 10 of 13 Finals**

0	Callum Jenkins	12	Pimpama	1:11.34
1	Joey Duggan	13	Emmanuel	1:10.52
2	Zander Dowker	12	Miami	1:10.22
3	Rafael Carroll-Cinque	12	Lawrence	1:10.04
4	Antoine Baldovini (V)	13	New Caledonia	1:09.41
5	Cooper Jones	11	Tss Aquatic	1:09.78
6	Chase Eddie	13	Pimpama	1:10.22
7	Finn Carroll-Cinque	10	Lawrence	1:10.35
8	Edward Cramer	12	Lawrence	1:11.23
9	Luke Mcdonogh S14	13	Pimpama	1:11.89

**Heat 11 of 13 Finals**

0	Harry Simmonds	11	Pimpama	1:13.43
1	Harrison Green	11	Pimpama	1:13.05
2	Jack Sewell	11	Somerset GC	1:12.83
3	Harry Woollven	12	Somerset GC	1:12.43
4	Owen Tseng	11	Tss Aquatic	1:12.16
5	Oliver Ruscitti	10	Trinity	1:12.30
6	Luca Boersma	11	Miami	1:12.71
7	Cooper Holland	12	Southport	1:12.95
8	Noah Campbell	10	Somerset GC	1:13.32
9	Reuben Bambry	10	Belgravia GC	1:13.88

**Heat 12 of 13 Finals**

0	Ethan Ball	10	Tss Aquatic	1:21.38
1	Alexander Conrad	10	Miami	1:17.94
2	Ryan Mcdonogh	11	Pimpama	1:16.52
3	Xavier Wyrzynski	12	Trinity	1:14.50
4	William Davenport	12	Pimpama	1:14.24
5	Byron Sams	11	Miami	1:14.37
6	Jake Tobin	11	Somerset GC	1:15.55
7	Jasper Ward	10	Surfers Paradise	1:17.12
8	Jay Buttigieg	10	Pimpama	1:20.40
9				

**Heat 13 of 13 Finals**

0				
1				
2				
3	Jay Dally	10	Helensvale	1:24.35
4	Liam Sullivan	10	Pimpama	1:23.22
5	Declan Harth	10	Sharks Aquatics	1:24.10
6				
7				
8				
9				

**Event 25 Girls 100 LC Meter Freestyle Multi-Class**

<b>SGC Rec: 1:02.23 2023</b>				<b>Madeleine McTernan</b>
<b>Lane</b>	<b>Name</b>	<b>Age</b>	<b>Team</b>	<b>Seed Time</b>
<b>Heat 1 of 1 Finals</b>				
0				
1	Elizabeth Hocart S18	23	Surfers Paradise	1:33.16
2	Caitlyn Hayes S9	14	Helensvale	1:20.81
3	Emma Clayton S14	13	St Hildas	1:15.89
4	Montana Atkinson S14	16	Helensvale	1:04.35
5	Lilly-Anne Gould S14	13	Helensvale	1:14.54
6	Holly Warn S7	14	St Hildas	1:15.89
7	Naomi Chong Nee S14	14	Helensvale	1:28.58
8	Taylor Anderton S18	28	Surfers Paradise	1:34.78
9				

**Event 26 Boys 100 LC Meter Freestyle Multi-Class**

<b>SGC Rec: 58.98 2023</b>				<b>Samuel Gould</b>
<b>Lane</b>	<b>Name</b>	<b>Age</b>	<b>Team</b>	<b>Seed Time</b>
<b>Heat 1 of 1 Finals</b>				
0				
1				
2				
3	Robert Yates S16	15	Helensvale	NT
4	Tom Gallagher S10	24	Somerset GC	52.75
5	Samuel Gould S14	18	Helensvale	57.14
6				
7				
8				
9				

**Event 27 Girls 11 & Over 200 LC Meter Butterfly**

<b>11 SGC Rec:</b>	<b>2:38.17</b>	<b>1989</b>	<b>Megan Bullpitt</b>	
<b>12 SGC Rec:</b>	<b>2:30.14</b>	<b>2020</b>	<b>Mikayla Bird</b>	
<b>13 SGC Rec:</b>	<b>2:27.43</b>	<b>2014</b>	<b>Megan Bogatie</b>	
<b>14 SGC Rec:</b>	<b>2:17.44</b>	<b>2022</b>	<b>Mikayla Bird</b>	
<b>15 SGC Rec:</b>	<b>2:19.07</b>	<b>2015</b>	<b>Laura Taylor</b>	
<b>16 SGC Rec:</b>	<b>2:19.15</b>	<b>2014</b>	<b>Tatjana Veesser</b>	
<b>17&amp;0 SGC Rec:</b>	<b>2:14.31</b>	<b>2021</b>	<b>Laura Taylor</b>	
<b>Lane</b>	<b>Name</b>	<b>Age</b>	<b>Team</b>	<b>Seed Time</b>
<b>Heat 1 of 2 Finals</b>				
0	Piper Walton	14	Emmanuel	2:36.09
1	Cady Daniels	16	Somerset GC	2:34.34
2	Ashley Heal	15	Helensvale	2:33.94
3	Olivia Gray	14	St Hildas	2:31.08
4	Ashlee Schafer	17	Miami	2:28.39
5	Emilia Zeh (V)	16	Sharks Aquatics	2:30.03
6	Allegra Anderson	14	Helensvale	2:33.02
7	Myla Naylor	14	Miami	2:34.15
8	Sophie Windle	14	Miami	2:36.08
9	Layla Potts	17	Helensvale	2:37.31

**2024 McDonald's SGC Championships - 8/03/2024 to 10/03/2024**  
**Meet Program - 2024 McDonald's SGC Championships Session 2**

**Heat 2 Finals (#27 Girls 11 & Over 200 LC Meter Butterfly)**

0				
1				
2	Indie Switala	12	Pimpama	3:09.56
3	Liyng Wong	11	Somerset GC	2:51.34
4	Josie Lowry	16	Pimpama	2:39.83
5	Georgia Middleton	14	Pimpama	2:49.59
6	Alexandra Mair	11	AB Pat College	2:54.73
7	Atlantis Morriss	11	Sharks Aquatics	3:17.37
8				
9				

**Event 28 Boys 11 & Over 200 LC Meter Butterfly**

<b>11 SGC Rec: 2:34.59</b>	<b>2009</b>	<b>Bailey Lawson</b>
<b>12 SGC Rec: 2:23.41</b>	<b>2017</b>	<b>Lachlan Colwell</b>
<b>13 SGC Rec: 2:15.17</b>	<b>2014</b>	<b>Elijah Winnington</b>
<b>14 SGC Rec: 2:10.87</b>	<b>2019</b>	<b>Jesse Coleman</b>
<b>15 SGC Rec: 2:06.05</b>	<b>2020</b>	<b>Jesse Coleman</b>
<b>16 SGC Rec: 2:04.68</b>	<b>2014</b>	<b>Dom Richardson</b>
<b>17&amp;O SGC Rec: 2:02.47</b>	<b>2019</b>	<b>Brodie Cook</b>

Lane Name	Age	Team	Seed Time
-----------	-----	------	-----------

**Heat 1 of 2 Finals**

0	Danny Baxter	14	Somerset GC	2:18.26
1	Mackenzie Crocker	14	AB Pat College	2:12.38
2	Julian Angus	14	Tss Aquatic	2:11.57
3	Connor Dibben	19	Griffith Uni	2:07.37
4	David Morgan	30	Trinity	1:58.39
5	Samson Barisic	18	Southport	2:06.99
6	Leny Grigor	14	Somerset GC	2:07.45
7	Alexander Aguilar	21	Miami	2:11.62
8	Warren Haylett	17	Griffith Uni	2:15.49
9	Timothy Wellm	13	All Saints	2:21.61

**Heat 2 of 2 Finals**

0				
1				
2				
3	Nathan Yim	14	Miami	2:49.11
4	Hamish Erwin	16	Helensvale	2:29.88
5	Maximus Truman	13	Somerset GC	2:33.75
6				
7				
8				
9				

**Event 29 Girls 12 & Over 100 LC Meter Backstroke**

<b>12 SGC Rec: 1:10.47</b>	<b>2021</b>	<b>Mia Miles</b>
<b>13 SGC Rec: 1:07.10</b>	<b>2018</b>	<b>Jorja Otto</b>
<b>14 SGC Rec: 1:05.48</b>	<b>2019</b>	<b>Jorja Otto</b>
<b>15 SGC Rec: 1:04.09</b>	<b>2022</b>	<b>Milla Jansen</b>
<b>16 SGC Rec: 1:03.85</b>	<b>2023</b>	<b>Charlotte Hinze</b>
<b>17&amp;O SGC Rec: 1:02.34</b>	<b>2022</b>	<b>Minna Atherton</b>

Lane Name	Age	Team	Seed Time
-----------	-----	------	-----------

**Heat 1 of 6 Finals**

0	Lillyan Potts	18	Southport	1:08.26
1	Julia Remington	16	All Saints	1:07.63
2	Madeline Howell	17	Helensvale	1:07.60
3	Matilda Grimson	15	Somerset GC	1:06.47
4	Charlotte Hinze	17	Helensvale	1:03.04
5	Matilda Byrnes	16	Bond	1:06.23
6	Jessica Melo	14	Somerset GC	1:07.38
7	Anabelle Aulert	16	Bond	1:07.63
8	Emmersen Nunn	14	Sharks Aquatics	1:08.19
9	Kayla Mcfarlane	19	Southport	1:08.58

**Heat 2 of 6 Finals**

0	Summer Bailey	12	Southport	1:12.08
1	Olivia Lush	16	All Saints	1:11.66
2	Lulu Dare	15	Helensvale	1:10.47
3	Niquola White	19	Emmanuel	1:09.86
4	Summer Johnston	14	Somerset GC	1:08.71
5	Mia Carson	14	Southport	1:09.13
6	Anastasia Cooper	16	Emmanuel	1:10.16
7	Roxanne Albertyn	12	Miami	1:11.09
8	Ava Camenzuli	13	Miami	1:11.84
9	Sara Murray	15	Southport	1:12.17

**Heat 3 of 6 Finals**

0	Indiana Coates	12	Trinity	1:16.80
1	Sienna Mercer	13	Sharks Aquatics	1:16.32
2	Maya Jones	13	Tss Aquatic	1:15.22
3	Maya Zunker	14	Griffith Uni	1:14.52
4	Annabelle Mingzhen Li	14	St Hildas	1:12.52
5	Iris Mordue	14	Miami	1:13.93
6	Ruby Taylor	16	Miami	1:14.72
7	Saaya Pidcock	14	Miami	1:16.29
8	Charlotte Ferguson	12	Trinity	1:16.34
9	Kaitlyn Baxter	16	Somerset GC	1:16.81

**Heat 4 of 6 Finals**

0	Sophie Innes	12	Lawrence	1:18.41
1	Sarah Kalogeropoulos	13	Tss Aquatic	1:18.08
2	Josie Lowry	16	Pimpama	1:17.37
3	Kyama Hibberd	14	Helensvale	1:17.22
4	Evelina Volz	12	Helensvale	1:16.91
5	Zali Bowden	15	Emmanuel	1:17.10
6	Sybella Hinze	13	Helensvale	1:17.24
7	Isabella De Vincentiis	13	Tss Aquatic	1:17.68
8	Elenor McGrath	12	Somerset GC	1:18.26
9	Savannah Paniagua	16	Pimpama	1:18.52

**2024 McDonald's SGC Championships - 8/03/2024 to 10/03/2024**  
**Meet Program - 2024 McDonald's SGC Championships Session 2**

**Heat 5 Finals (#29 Girls 12 & Over 100 LC Meter Backstroke)**

0	Amy Hannan	12	Emmanuel	1:22.30
1	Isabella Morton	15	Sharks Aquatics	1:21.09
2	Meika Shimbashi	13	Southport	1:20.91
3	Mia Rosner	13	Trinity	1:19.86
4	Chloe Murphy	13	Emmanuel	1:18.61
5	Kiera Bell	14	Helensvale	1:18.69
6	Kasia Pitura	12	Somerset GC	1:20.58
7	Sydney English	15	Sharks Aquatics	1:20.99
8	Samara Ramirez	14	Tss Aquatic	1:22.14
9	Jasmin Christie	12	Helensvale	1:23.66

**Heat 6 of 6 Finals**

0				
1				
2	Lily Coleman	12	Pimpama	1:28.82
3	Lyla Eddie	13	Pimpama	1:26.23
4	Kayleigh Erasmus	14	Pimpama	1:23.89
5	Ivy Shann	13	Pimpama	1:25.11
6	Sofia Shine	12	Southport	1:26.67
7				
8				
9				

**Event 30 Boys 12 & Over 100 LC Meter Backstroke**

<b>12 SGC Rec:</b>	<b>1:04.71</b>	<b>2017</b>	<b>Lewis Treggiden</b>
<b>13 SGC Rec:</b>	<b>1:01.43</b>	<b>2016</b>	<b>Thomas Hauck</b>
<b>14 SGC Rec:</b>	<b>1:01.29</b>	<b>2017</b>	<b>Thomas Hauck</b>
<b>15 SGC Rec:</b>	<b>1:00.28</b>	<b>2018</b>	<b>Thomas Hauck</b>
<b>16 SGC Rec:</b>	<b>57.83</b>	<b>2021</b>	<b>Lewis Treggiden</b>
<b>17&amp;O SGC Rec:</b>	<b>55.86</b>	<b>2023</b>	<b>Thomas Hauck</b>

**Lane Name      Age      Team      Seed Time**

**Heat 1 of 6 Finals**

0	Hunter Boswell	18	Bond	1:00.27
1	Kalani Creech	17	Bond	59.58
2	Kody Byrne	17	Bond	58.26
3	Thomas Hauck	21	All Saints	55.34
4	Enoch Robb	19	All Saints	54.38
5	Kai Van Kool	21	Somerset GC	55.12
6	Ryder Lambert	19	Southport	56.73
7	Samson Barisic	18	Southport	59.38
8	Joel Fraser	20	Bond	1:00.06
9	Ethan Macdonald	15	Southport	1:00.40

**Heat 2 of 6 Finals**

0	Taj Benjamin	14	Miami	1:05.85
1	Chase Holmes	16	Helensvale	1:03.66
2	Riley Johnston	14	Somerset GC	1:03.16
3	Max Anderson	14	Southport	1:02.32
4	Charlie Dawe	19	All Saints	1:00.61
5	Ethan Quick	18	Emmanuel	1:01.77
6	Luca Knezevic	16	Southport	1:02.61
7	Ryan Bambach	16	Miami	1:03.29
8	Maximus Truman	13	Somerset GC	1:05.57
9	Christopher Kalogeropec	15	Tss Aquatic	1:08.86

**Heat 3 of 6 Finals**

0	Alexander Duggan	16	Emmanuel	1:14.23
1	Lewis Williams	13	Miami	1:12.88
2	Cooper Mcguinness	14	Emmanuel	1:10.63
3	James Hill	13	St Hildas	1:10.05
4	Timothy Wellm	13	All Saints	1:08.87
5	Riley Mcminn	16	Helensvale	1:09.83
6	Joshua Bowden	15	Emmanuel	1:10.33
7	Jay D Collins	14	St Hildas	1:12.66
8	Cillian Cheal	15	Helensvale	1:12.90
9	John Cameron	14	Emmanuel	1:14.38

**Heat 4 of 6 Finals**

0	Samu-Patrik Sula (V)	14	FINL	1:19.38
1	Jasper Harvey	12	Emmanuel	1:19.02
2	Levi Anderson	12	Somerset GC	1:18.22
3	Ethan Deschamps	14	Somerset GC	1:16.68
4	Arthur Le Duvehat (V)	14	New Caledonia	1:15.49
5	Bailey White	14	Helensvale	1:15.65
6	Ashton Falicz	13	Helensvale	1:17.31
7	Lachlan Potts	15	Helensvale	1:18.82
8	Aidan Wong	14	Belgravia GC	1:19.34
9	Kai Macdonald	12	Southport	1:19.40

**Heat 5 of 6 Finals**

0	Talus Manning	12	Somerset GC	1:23.20
1	Emmitt Morris	12	Pimpama	1:22.06
2	Owen Ford	14	Beaudesert	1:21.94
3	Diesel Vickery	12	Emmanuel	1:20.50
4	Christian Plathe	14	Helensvale	1:19.82
5	Nathan McKenna (V)	14	New Caledonia	1:19.95
6	Elias Flancia	14	Pimpama	1:21.16
7	Rafael Ileana	12	Somerset GC	1:21.99
8	Callum Jenkins	12	Pimpama	1:22.94
9	Rafael Carroll-Cinque	12	Lawrence	1:23.83

**Heat 6 of 6 Finals**

0				
1				
2				
3	Jarryd Hepburn	12	Tss Aquatic	1:28.30
4	Edward Cramer	12	Lawrence	1:26.09
5	Cooper Holland	12	Southport	1:26.13
6	Jeremy Denney	12	Emmanuel	1:30.35
7				
8				
9				

**2024 McDonald's SGC Championships - 8/03/2024 to 10/03/2024**  
**Meet Program - 2024 McDonald's SGC Championships Session 2**

**Event 31 Girls 10-11 100 LC Meter Backstroke**

**10 SGC Rec: 1:15.61 2018 Imogen Hurd**  
**11 SGC Rec: 1:12.39 2014 Brooke Otto**

Lane	Name	Age	Team	Seed Time
------	------	-----	------	-----------

**Heat 1 of 3 Finals**

0	Lulu Kirk	11	Sharks Aquatics	1:26.98
1	Lillian Wang	11	Southport	1:25.50
2	Milla Kennedy	11	Lawrence	1:21.83
3	Isabel Eddy	11	Trinity	1:21.67
4	Hannah Tavita	11	Pimpama	1:18.77
5	Ivy Rameau	11	St Hildas	1:21.31
6	Kaitlyn Morris	11	Emmanuel	1:21.72
7	Hayley Kam	11	Emmanuel	1:23.05
8	Mila Momose	11	Superfish	1:26.10
9	Arabella Ambrakaityte	10	Sharks Aquatics	1:28.23

**Heat 2 of 3 Finals**

0	Sofia Tawyer	10	Miami	1:31.23
1	Ivy Sun	10	St Hildas	1:30.92
2	Hayley Lynn Harvey	11	Surfers Paradise	1:30.03
3	Katelyn Zhang	11	Helensvale	1:29.52
4	Sofia Richards	11	Miami	1:28.79
5	Mia Lily Nell	11	Sharks Aquatics	1:29.24
6	Tia Bell	11	Helensvale	1:29.53
7	Indi Bootes	10	St Hildas	1:30.91
8	Gabriella Smith	10	Pimpama	1:30.99
9	Zara Wood	11	Miami	1:31.46

**Heat 3 of 3 Finals**

0				
1				
2	Scarlett Cooke	10	Kennedy Pacific	1:43.33
3	Zali Ledek	10	Sharks Aquatics	1:34.32
4	Evie Deller	11	Emmanuel	1:32.55
5	Selina Zhang	11	Southport	1:33.17
6	Bonnie Cross	10	Tss Aquatic	1:42.73
7	Indiana Brown	10	Emmanuel	1:43.66
8				
9				

**Event 32 Boys 10-11 100 LC Meter Backstroke**

**10 SGC Rec: 1:15.31 2002 Daniel J Smith**  
**11 SGC Rec: 1:12.33 2016 Lewis Treggiden**

Lane	Name	Age	Team	Seed Time
------	------	-----	------	-----------

**Heat 1 of 2 Finals**

0	Oliver Ruscitti	10	Trinity	1:26.75
1	Harry Simmonds	11	Pimpama	1:25.36
2	Finn Carroll-Cinque	10	Lawrence	1:24.36
3	Cooper Jones	11	Tss Aquatic	1:19.62
4	Jack Sewell	11	Somerset GC	1:18.13
5	Knox Anderson	11	Somerset GC	1:19.33
6	Ned Simmonds	10	Lawrence	1:23.76
7	Luca Boersma	11	Miami	1:25.14
8	Sean Weng	10	AB Pat College	1:26.24
9	Reuben Bambry	10	Belgravia GC	1:26.76

**Heat 2 of 2 Finals**

0				
1	Jakub Pitura	10	Somerset GC	1:38.42
2	Braxton Chippindall	10	Sharks Aquatics	1:35.95
3	Dane Davidson	11	Miami	1:34.54
4	Ryan Mcdonogh	11	Pimpama	1:31.02
5	Jake Tobin	11	Somerset GC	1:32.89
6	Corbin Rachow	11	Pimpama	1:34.87
7	Ethan Ball	10	Tss Aquatic	1:38.33
8	Declan Harth	10	Sharks Aquatics	1:40.50
9				

**Event 33 Girls 100 LC Meter Backstroke Multi-Class**

**SGC Rec: 1:12.06 2023 Madeleine McTernan**

Lane	Name	Age	Team	Seed Time
------	------	-----	------	-----------

**Heat 1 of 1 Finals**

0				
1				
2	Naomi Chong Nee S14	14	Helensvale	1:42.38
3	Caitlyn Hayes S9	14	Helensvale	1:29.73
4	Montana Atkinson S14	16	Helensvale	1:13.68
5	Holly Warn S7	14	St Hildas	1:26.97
6	Lilly-Anne Gould S14	13	Helensvale	1:32.15
7				
8				
9				

**Event 34 Boys 100 LC Meter Backstroke Multi-Class**

**SGC Rec: 1:10.83 2022 Samuel Gould**

Lane	Name	Age	Team	Seed Time
------	------	-----	------	-----------

**Heat 1 of 1 Finals**

0				
1				
2				
3	Luke Mcdonogh S14	13	Pimpama	1:23.23
4	Tom Gallagher S10	24	Somerset GC	1:01.02
5	Samuel Gould S14	18	Helensvale	1:05.84
6				
7				
8				
9				



**2024 McDonald's SGC Championships - 8/03/2024 to 10/03/2024**  
**Meet Program - 2024 McDonald's SGC Championships Session 2**

**Event 35 Girls 11 & Over 400 LC Meter Freestyle**

<b>11 SGC Rec:</b> 4:45.20	2023	<b>Mya Harris</b>
<b>12 SGC Rec:</b> 4:45.41	2000	<b>Haylee Sabotic</b>
<b>13 SGC Rec:</b> 4:21.73	2009	<b>Bonnie MacDonald</b>
<b>14 SGC Rec:</b> 4:19.73	2007	<b>Ellen A Fullerton</b>
<b>15 SGC Rec:</b> 4:16.92	2008	<b>Ellen A Fullerton</b>
<b>16 SGC Rec:</b> 4:22.46	2022	<b>Georgie Roper</b>
<b>17&amp;O SGC Rec:</b> 4:10.01	2021	<b>Kiah Melverton</b>

**Check In Time - 5:45PM**

**Lane Name                      Age    Team                      Seed Time**

**Heat 1 of 4 Finals**

0	Piper Walton	14	Emmanuel	4:43.58
1	Maya Jones	13	Tss Aquatic	4:42.89
2	Zoe Ball	14	AB Pat College	4:37.81
3	Felicity Walker	16	Emmanuel	4:31.75
4	Alyssa Tapper (V)	16	St Hildas	4:27.08
5	Mya Harris	12	Miami	4:29.39
6	Isabella Hammond	14	Helensvale	4:37.00
7	Allegra Anderson	14	Helensvale	4:41.75
8	Zali Bowden	15	Emmanuel	4:43.36
9	Emmersen Nunn	14	Sharks Aquatics	4:43.89

**Heat 2 of 4 Finals**

0	Kiera Bell	14	Helensvale	4:54.81
1	Sienna Kitchen	16	Miami	4:51.45
2	Cady Daniels	16	Somerset GC	4:50.09
3	Kara Bird	14	Miami	4:47.22
4	Summer Bailey	12	Southport	4:44.50
5	Lacy Kamprad	15	Bond	4:46.26
6	Lola Moloney	14	Somerset GC	4:50.01
7	Arabella Robinson	13	St Hildas	4:51.30
8	Sophie Windle	14	Miami	4:53.93
9	Zarah Farrington	14	Somerset GC	4:54.84

**Heat 3 of 4 Finals**

0	Tanyka Goode	12	Miami	5:08.55
1	Sybella Hinze	13	Helensvale	5:05.18
2	Indi Kamprad	13	Bond	5:02.19
3	Saaya Pidcock	14	Miami	5:01.11
4	Savannah Lukritz	14	Somerset GC	4:57.18
5	Taylor Christie	14	Helensvale	5:00.77
6	Kyra Spence	13	Miami	5:01.80
7	Zayla King	13	Sharks Aquatics	5:04.63
8	Finn Pocock	14	St Hildas	5:06.08
9	Madeleine Monet	14	Tss Aquatic	5:09.25

**Heat 4 of 4 Finals**

0	Atlantis Morriss	11	Sharks Aquatics	5:40.15
1	Tia Bell	11	Helensvale	5:29.04
2	Ashleigh Tilley	13	Pimpama	5:24.00
3	Alexandra Mair	11	AB Pat College	5:17.61
4	Isabel Eddy	11	Trinity	5:09.80
5	Kayleigh Erasmus	14	Pimpama	5:12.66
6	Lyla Eddie	13	Pimpama	5:19.79
7	Ava Hart	12	Emmanuel	5:28.31
8	Evelina Volz	12	Helensvale	5:33.07
9				

**Event 36 Boys 11 & Over 400 LC Meter Freestyle**

<b>11 SGC Rec:</b> 4:31.97	2020	<b>Matt Schafer</b>
<b>12 SGC Rec:</b> 4:40.29	1993	<b>Grant Hackett</b>
<b>13 SGC Rec:</b> 4:14.89	2016	<b>Thomas Hauck</b>
<b>14 SGC Rec:</b> 4:06.58	2017	<b>Thomas Hauck</b>
<b>15 SGC Rec:</b> 4:01.97	2007	<b>Daniel J Smith</b>
<b>16 SGC Rec:</b> 3:56.87	2011	<b>Cameron McEvoy</b>
<b>17&amp;O SGC Rec:</b> 3:54.54	2022	<b>Alexander Grant</b>

**Check In Time - 6:08PM**

**Lane Name                      Age    Team                      Seed Time**

**Heat 1 of 4 Finals**

0	Daniel Callebaut (V)	17	Bond	4:15.27
1	Lachlan Hackett	16	Miami	4:14.39
2	Archie Mulkerrins	17	Miami	4:12.61
3	Blair Roper	17	Tss Aquatic	4:02.68
4	Alexander Grant	23	Miami	3:55.18
5	Matthew Lowe	17	Miami	4:01.65
6	Leny Grigor	14	Somerset GC	4:08.83
7	Tomo Shadforth	16	Tss Aquatic	4:13.31
8	Nick Alford	18	Southport	4:14.43
9	Blake Anderson	16	Bond	4:23.59

**Heat 2 of 4 Finals**

0	Jake May	14	Miami	4:45.90
1	Tyler Jones	15	Tss Aquatic	4:38.43
2	Maximus Truman	13	Somerset GC	4:32.71
3	Dane Rayward	14	Miami	4:29.35
4	Bailey Sullivan	15	Miami	4:25.66
5	Hayden Doherty	14	St Hildas	4:26.91
6	Mason Mower	14	Tss Aquatic	4:29.37
7	Hamish Erwin	16	Helensvale	4:33.24
8	Caelan Pace	14	St Hildas	4:39.81
9	Alexandre Zanon (V)	14	New Caledonia	4:50.40

**Heat 3 of 4 Finals**

0	Cooper Jones	11	Tss Aquatic	5:10.25
1	Talus Manning	12	Somerset GC	5:06.95
2	Arthur Delannoy	12	Emmanuel	5:04.32
3	Kaizin Castle	14	Emmanuel	4:56.11
4	Antoine Baldovini (V)	13	New Caledonia	4:54.47
5	Elouan Long (V)	14	New Caledonia	4:54.94
6	Levi Anderson	12	Somerset GC	5:00.61
7	Knox Anderson	11	Somerset GC	5:06.59
8	Ashton Falicz	13	Helensvale	5:06.98
9				

**Heat 4 of 4 Finals**

0				
1				
2				
3	Cooper Holland	12	Southport	5:28.86
4	Toby Burrows	12	Surfers Paradise	5:15.10
5	William Davenport	12	Pimpama	5:19.59
6				
7				
8				
9				



# Medal Shots

**ACTION PHOTOS READY TO TAKE HOME TODAY!**



**COME SEE US IN THE MEDAL SHOTS TENTS BEFORE YOUR RACE TO BOOK**

**ORDER MEDALS FOR YOUR NEXT EVENT WITH US!**



*With every order of more than 150 medals receive a framed*



**Australian Olympic Gold Medalist Signed Cap!**

More info at:  
[www.medalshots.com](http://www.medalshots.com)





**2024 McDonald's SGC Championships - 8/03/2024 to 10/03/2024**  
**Session Report**

Session: 3 2024 McDonald's SGC Championships Session 3  
 Day of Meet: 3 Starts at 09:00 AM Heat Interval: 30 Seconds / Back +15 Seconds

Round	Event	Entries	Heats	Starts at	
Finals	37 Girls 13 & Over 1500 Freestyle	5	1	09:00 AM	Check In - 8:00AM
Finals	38 Boys 13 & Over 1500 Freestyle	4	1	09:20 AM	Check In - 8:20AM
Finals	39 Girls 50 Backstroke Multi-Class	6	1	09:39 AM	_____
Finals	40 Boys 50 Backstroke Multi-Class	3	1	09:41 AM	_____
Finals	41 Girls 8-11 50 Backstroke	76	8	09:42 AM	_____
Finals	42 Boys 8-11 50 Backstroke	40	4	09:55 AM	_____
Finals	43 Girls 12 & Over 50 Backstroke	57	6	10:01 AM	_____
Finals	44 Boys 12 & Over 50 Backstroke	54	6	10:09 AM	_____
Finals	45 Girls 50 Breaststroke Multi-Class	5	1	10:17 AM	_____
Finals	46 Boys 50 Breaststroke Multi-Class	3	1	10:18 AM	_____
Finals	47 Girls 8 & Over 50 Breaststroke	140	14	10:20 AM	_____
Finals	48 Boys 8 & Over 50 Breaststroke	83	9	10:38 AM	_____
Finals	49 Girls 11 & Over 400 IM	11	2	10:49 AM	Check In - 9:49AM
Finals	50 Boys 11 & Over 400 IM	15	2	11:02 AM	Check In - 10:02AM
Finals	51 Girls 50 Butterfly Multi-Class	7	1	11:14 AM	_____
Finals	52 Boys 50 Butterfly Multi-Class	2	1	11:15 AM	_____
Finals	53 Girls 8 & Over 50 Butterfly	162	17	11:17 AM	_____
Finals	54 Boys 8 & Over 50 Butterfly	99	10	11:37 AM	_____
Finals	55 Girls 50 Freestyle Multi-Class	4	1	11:48 AM	_____
Finals	56 Boys 50 Freestyle Multi-Class	4	1	11:49 AM	_____
Finals	57 Girls 8 & Over 50 Freestyle	192	20	11:50 AM	_____
Finals	58 Boys 8 & Over 50 Freestyle	147	15	12:12 PM	_____
	Swimmers Counts for Warm-ups: 440	====	====		
	Entry / Heat Totals:	1,119	123		
	Finish Time			12:28 PM	_____



# REGISTER YOUR INTENTION TO SWIM



Confirming your Intention to swim through the QR Code will be available from midday Friday 8th March 2024

Please use this QR Code to check in for your events as below:

Event 11 – Girls 800m Freestyle – Closing time 6:13pm Friday 8<sup>th</sup> March 2024

Event 12 – Boys 800m Freestyle – Closing time 6:35pm Friday 8<sup>th</sup> March 2024

Event 35 – Girls 400m Freestyle – Closing time 5:45pm Saturday 9<sup>th</sup> March 2024

Event 36 – Boys 400m Freestyle – Closing time 6:08pm Saturday 9<sup>th</sup> March 2024

Event 37 – Girls 1500m Freestyle – Closing time 8:00am Sunday 10<sup>th</sup> March 2024

Event 38 – Boys 1500m Freestyle – Closing time 8:20am Sunday 10<sup>th</sup> March 2024

Event 49 – Girls 400m Individual Medley – Closing time 9:49am Sunday 10<sup>th</sup> March 2024

Event 50 – Boys 400m Individual Medley – Closing time 10:02am Sunday 10<sup>th</sup> March 2024

**If you confirm your intention to swim and are a no show - your club will be fined \$50**

## 2024 McDonald's SGC Championships - 8/03/2024 to 10/03/2024

## Meet Program - 2024 McDonald's SGC Championships Session 3

**Event 37 Girls 13 & Over 1500 LC Meter Freestyle**

13 SGC Rec:	18:18.33	2023	Isabella Hammond
14 SGC Rec:	18:08.82	2019	Charli Greedy
15 SGC Rec:	17:14.04	2021	Georgie Roper
16 SGC Rec:	17:32.25	2021	Charli Greedy
17&O SGC Rec:	16:54.71	2019	Bianca Crisp

Check In Time - 8:00AM

Lane Name	Age	Team	Seed Time
-----------	-----	------	-----------

**Heat 1 of 1 Finals**

0			
1			
2	Emilia Zeh (V)	16 Sharks Aquatics	18:30.02
3	Allegra Anderson	14 Helensvale	18:17.43
4	Felicity Walker	16 Emmanuel	17:34.46
5	Ashlee Schafer	17 Miami	17:59.54
6	Isabella Hammond	14 Helensvale	18:18.33
7			
8			
9			

**Event 38 Boys 13 & Over 1500 LC Meter Freestyle**

13 SGC Rec:	17:44.98	2023	Mackenzie Crocker
14 SGC Rec:	16:46.12	2018	Ruben Rees
15 SGC Rec:	16:26.78	2011	Michael Warren
16 SGC Rec:	15:58.63	2019	Thomas Hauck
17&O SGC Rec:	15:39.70	2018	Max Osborn

Check In Time - 8:20AM

Lane Name	Age	Team	Seed Time
-----------	-----	------	-----------

**Heat 1 of 1 Finals**

0			
1			
2			
3	Elouan Long (V)	14 New Caledonia	18:46.03
4	Bailey Sullivan	15 Miami	17:24.05
5	Will Hensley (V)	15 ALST	17:47.08
6	Antoine Baldovini (V)	13 New Caledonia	19:16.70
7			
8			
9			

**Event 39 Girls 50 LC Meter Backstroke Multi-Class**

SGC Rec: 33.33 2023 Madeleine McTernan

Lane Name	Age	Team	Seed Time
-----------	-----	------	-----------

**Heat 1 of 1 Finals**

0			
1			
2	Naomi Chong Nee S14	14 Helensvale	47.14
3	Lilly-Anne Gould S14	13 Helensvale	41.52
4	Madeleine McTernan S1	23 Sharks Aquatics	32.21
5	Montana Atkinson S14	16 Helensvale	33.84
6	Caitlyn Hayes S9	14 Helensvale	41.74
7	Elizabeth Hocart S18	23 Surfers Paradise	50.55
8			
9			

**Event 40 Boys 50 LC Meter Backstroke Multi-Class**

SGC Rec: 34.36 2023 Samuel Gould

Lane Name	Age	Team	Seed Time
-----------	-----	------	-----------

**Heat 1 of 1 Finals**

0			
1			
2			
3	Luke Mcdonogh S14	13 Pimpama	38.41
4	Tom Gallagher S10	24 Somerset GC	27.83
5	Samuel Gould S14	18 Helensvale	30.87
6			
7			
8			
9			

**Event 41 Girls 8-11 50 LC Meter Backstroke**

8 SGC Rec: 41.08 2002 Lucy Bruton

9 SGC Rec: 37.61 2003 Lucy Bruton

10 SGC Rec: 37.98 2022 Roxanne Albertyn

11 SGC Rec: 34.37 2023 Mya Harris

Lane Name	Age	Team	Seed Time
-----------	-----	------	-----------

**Heat 1 of 8 Finals**

0	Christine lee	11 Sharks Aquatics	39.61
1	Mia Drury	11 Somerset GC	38.65
2	Kaitlyn Morris	11 Emmanuel	37.18
3	Milla Kennedy	11 Lawrence	36.99
4	Hannah Tavita	11 Pimpama	36.19
5	Mia Chappell	11 Sharks Aquatics	36.31
6	Isabel Eddy	11 Trinity	37.09
7	Ivy Rameau	11 St Hildas	37.49
8	Lulu Kirk	11 Sharks Aquatics	39.00
9	Lillian Wang	11 Southport	39.61

**Heat 2 of 8 Finals**

0	Hayley Kam	11 Emmanuel	40.55
1	Mia Lily Nell	11 Sharks Aquatics	40.35
2	Piper Howard	11 Lawrence	40.06
3	Coco Gillett	10 Lawrence	39.77
4	Arabella Ambrakaityte	10 Sharks Aquatics	39.73
5	Selina Zhang	11 Southport	39.76
6	Gabriella Smith	10 Pimpama	39.81
7	Sofia Richards	11 Miami	40.14
8	Allira Upton (V)	10 KNGC	40.53
9	Katelyn Zhang	11 Helensvale	40.56

**Heat 3 of 8 Finals**

0	Amelia Eddy	9 Trinity	42.22
1	Sofia Tawyer	10 Miami	41.36
2	Marlie Scarce	10 Miami	41.09
3	Ivy Sun	10 St Hildas	40.73
4	Charli Sheppard	11 Belgravia GC	40.58
5	Elspeth Hooper	11 All Saints	40.58
6	Tia Bell	11 Helensvale	40.86
7	Indi Bootes	10 St Hildas	41.35
8	Ming Sum Fok	10 St Hildas	42.00
9	Rose Hart	10 Somerset GC	43.24

## 2024 McDonald's SGC Championships - 8/03/2024 to 10/03/2024

## Meet Program - 2024 McDonald's SGC Championships Session 3

**Heat 4 Finals (#41 Girls 8-11 50 LC Meter Backstroke)**

0	McKenna Burden	8	Tss Aquatic	44.89
1	Florence Zhu	10	Pimpama	44.57
2	Jane Arthur	10	St Hildas	43.94
3	Vivian Mordue	10	Miami	43.90
4	Zali Ledek	10	Sharks Aquatics	43.29
5	Stella Howard	9	St Hildas	43.67
6	Kimia Shayesteh	10	Tss Aquatic	43.94
7	Bonnie Cross	10	Tss Aquatic	44.50
8	Martina Alvarez-Calderon	10	St Hildas	44.74
9	Madison Chromy	10	Lawrence	45.17

**Heat 5 of 8 Finals**

0	Elle O'Kearney	9	Miami	46.91
1	Willow Bambry	9	Belgravia GC	46.18
2	Eliana Rankin	10	Miami	45.92
3	Melly lee	9	Sharks Aquatics	45.77
4	Skylah-Violet Bean	9	All Saints	45.49
5	Indiana Brown	10	Emmanuel	45.66
6	Scarlett Cooke	10	Kennedy Pacific	45.80
7	Maya Brown	9	Sharks Aquatics	46.11
8	Taylen Upton (V)	8	KNGC	46.80
9	Florence Gaffney	9	Lawrence	47.78

**Heat 6 of 8 Finals**

0	Rose Moody	9	St Hildas	54.03
1	Pyper Lavaring	8	Belgravia GC	51.82
2	Georgia Macfarlane	9	Sharks Aquatics	50.59
3	Scarlett Zhong	9	AB Pat College	49.57
4	Chloe DU	9	AB Pat College	48.66
5	Sienna Hayes	9	Helensvale	48.83
6	Willow Castles	9	Surfers Paradise	50.54
7	Victoria Tan	9	AB Pat College	51.58
8	Aviva Wang	9	AB Pat College	53.17
9	Aimee Zhang	9	AB Pat College	54.37

**Heat 7 of 8 Finals**

0	Briella Dickson	8	St Hildas	NT
1	Amanda Chen	9	AB Pat College	1:02.90
2	Angelica Tseng	9	Tss Aquatic	1:01.80
3	Victoria Hill	9	St Hildas	55.37
4	Emme Campbell	8	Somerset GC	54.38
5	Lydia Bradshaw	9	Superfish	54.88
6	Avara Harth	8	Sharks Aquatics	55.50
7	Bethany Simmonds	9	Pimpama	1:02.70
8	Annabelle Caldwell	9	Helensvale	NT
9	Indiana Stephen	8	St Hildas	NT

**Heat 8 of 8 Finals**

0				
1				
2	Lucy Griffiths	8	St Hildas	NT
3	Isla Ryan	8	Sharks Aquatics	NT
4	Scarlett Thomasson	8	Tss Aquatic	NT
5	Harriet Hawkins	8	Tss Aquatic	NT
6	Ella Drury	8	Somerset GC	NT
7	Kate Obree	8	St Hildas	NT
8				
9				

**Event 42 Boys 8-11 50 LC Meter Backstroke**

<b>8 SGC Rec:</b>	<b>40.11</b>	<b>2014</b>	<b>Harrison Buenano-Thompson</b>
<b>9 SGC Rec:</b>	<b>37.37</b>	<b>2004</b>	<b>Cameron McEvoy</b>
<b>10 SGC Rec:</b>	<b>38.61</b>	<b>2023</b>	<b>Cooper Jones</b>
<b>11 SGC Rec:</b>	<b>35.20</b>	<b>2022</b>	<b>Maximus Truman</b>

**Lane Name Age Team Seed Time****Heat 1 of 4 Finals**

0	Luca Boersma	11	Miami	38.88
1	Ned Simmonds	10	Lawrence	38.66
2	Finn Carroll-Cinque	10	Lawrence	38.26
3	Jack Sewell	11	Somerset GC	36.48
4	Judd Vickery	11	Emmanuel	36.19
5	Cooper Jones	11	Tss Aquatic	36.43
6	Knox Anderson	11	Somerset GC	37.91
7	Braxtyn Truman	11	Somerset GC	38.29
8	Sean Weng	10	AB Pat College	38.68
9	Reuben Bambry	10	Belgravia GC	39.03

**Heat 2 of 4 Finals**

0	Issac Sun	9	St Hildas	41.89
1	Liam Sullivan	10	Pimpama	41.14
2	Byron Sams	11	Miami	41.02
3	Jake Tobin	11	Somerset GC	39.87
4	Harry Simmonds	11	Pimpama	39.34
5	Benji Eke	10	Lawrence	39.62
6	Oliver Ruscitti	10	Trinity	40.46
7	Griffin Haywood	9	Surfers Paradise	41.08
8	Jasper Ward	10	Surfers Paradise	41.30
9	Hudson Harley	10	Somerset GC	42.11

**Heat 3 of 4 Finals**

0	Carter Alexander (V)	8	KNGC	45.39
1	Jackie Qiang	10	Miami	44.54
2	Sam Fraser	9	Surfers Paradise	43.82
3	Noah Campbell	10	Somerset GC	43.22
4	Jay Buttigieg	10	Pimpama	42.72
5	James Ferguson	8	Trinity	43.10
6	Carter Jardine	10	Lawrence	43.79
7	Declan Harth	10	Sharks Aquatics	44.08
8	Braxton Chippindall	10	Sharks Aquatics	44.70
9	Lachlan Davenport	9	Pimpama	45.42

**Heat 4 of 4 Finals**

0	Beau Fairley	9	Emmanuel	56.68
1	Aksel Pitura	8	Somerset GC	53.11
2	Lachlan Deller	9	Emmanuel	50.81
3	Jai Thomson	8	Trinity	47.71
4	Hongyi Yan	10	AB Pat College	45.51
5	Lachlan Rose	8	Lawrence	47.23
6	Jingyu Li	9	Somerset GC	48.46
7	Oliver Liang	8	AB Pat College	53.03
8	Reeve Manning	9	Somerset GC	53.33
9	Alex Wang	9	AB Pat College	58.07

**2024 McDonald's SGC Championships - 8/03/2024 to 10/03/2024****Meet Program - 2024 McDonald's SGC Championships Session 3****Event 43 Girls 12 & Over 50 LC Meter Backstroke**

<b>12 SGC Rec:</b>	<b>32.36</b>	<b>2022</b>	<b>Tribeca Liu</b>
<b>13 SGC Rec:</b>	<b>32.03</b>	<b>2023</b>	<b>Jessica Melo</b>
<b>14 SGC Rec:</b>	<b>32.83</b>	<b>2023</b>	<b>Matilda Grimson</b>
<b>15 SGC Rec:</b>	<b>32.00</b>	<b>2022</b>	<b>Madeleine Howell</b>
<b>16 SGC Rec:</b>	<b>30.23</b>	<b>2023</b>	<b>Charlotte Hinze</b>
<b>17&amp;O SGC Rec:</b>	<b>29.37</b>	<b>2022</b>	<b>Minna Atherton</b>

**Lane Name Age Team Seed Time****Heat 1 of 6 Finals**

0	Mya Harris	12	Miami	31.84
1	Mae Singer (V)	18	Southport	31.35
2	Jesse Welsh (V)	20	Bond	30.87
3	Lillyan Potts	18	Southport	30.76
4	Jessica Melo	14	Somerset GC	30.36
5	Kayla Mcfarlane	19	Southport	30.67
6	Matilda Byrnes	16	Bond	30.82
7	Madeline Howell	17	Helensvale	31.31
8	Bessie Dear	16	Somerset GC	31.50
9	Matilda Grimson	15	Somerset GC	31.96

**Heat 2 of 6 Finals**

0	Summer Bailey	12	Southport	32.91
1	Anastasia Cooper	16	Emmanuel	32.73
2	Mia Carson	14	Southport	32.27
3	Anabelle Aulert	16	Bond	32.05
4	Niquola White	19	Emmanuel	32.01
5	Roxanne Albertyn	12	Miami	32.04
6	Summer Johnston	14	Somerset GC	32.16
7	Iris Mordue	14	Miami	32.59
8	Emmersen Nunn	14	Sharks Aquatics	32.74
9	Sara Mccarthy	15	Tss Aquatic	33.09

**Heat 3 of 6 Finals**

0	Cady Daniels	16	Somerset GC	34.10
1	Josie Pearson	14	Emmanuel	34.04
2	Annabelle Mingzhen Li	14	St Hildas	33.99
3	Lulu Dare	15	Helensvale	33.57
4	Sara Murray	15	Southport	33.11
5	Sienna Mercer	13	Sharks Aquatics	33.45
6	Olivia Lush	16	All Saints	33.75
7	Ruby Taylor	16	Miami	34.03
8	Georgia Dunn	16	Somerset GC	34.05
9	Saaya Pidcock	14	Miami	34.46

**Heat 4 of 6 Finals**

0	Evelina Volz	12	Helensvale	35.68
1	Kirralee Jones	12	Miami	35.30
2	Zali Bowden	15	Emmanuel	35.06
3	Mia Rosner	13	Trinity	34.94
4	Savannah Paniagua	16	Pimpama	34.75
5	Isabella De Vincentiis	13	Tss Aquatic	34.89
6	Josie Lowry	16	Pimpama	34.95
7	Indiana Coates	12	Trinity	35.21
8	Chloe Murphy	13	Emmanuel	35.58
9	Sophie Innes	12	Lawrence	35.88

**Heat 5 of 6 Finals**

0	Meika Shimbashi	13	Southport	36.93
1	Jasmin Christie	12	Helensvale	36.69
2	Arabella Robinson	13	St Hildas	36.31
3	Allegra Anderson	14	Helensvale	36.27
4	Lucy Simmonds	12	Lawrence	35.94
5	Georgia Middleton	14	Pimpama	36.21
6	Kasia Pitura	12	Somerset GC	36.27
7	Charlotte Ferguson	12	Trinity	36.42
8	Samara Ramirez	14	Tss Aquatic	36.72
9	Kiara Morgan	12	Lawrence	37.30

**Heat 6 of 6 Finals**

0				
1	Lily Coleman	12	Pimpama	39.03
2	Lyla Eddie	13	Pimpama	37.91
3	Ava O'Kearney	13	Miami	37.66
4	Finn Pocock	14	St Hildas	37.39
5	Ivy Shann	13	Pimpama	37.56
6	Aili Rivas	13	Miami	37.81
7	Makenzie Lavaring	12	Belgravia GC	38.82
8				
9				

**Event 44 Boys 12 & Over 50 LC Meter Backstroke**

<b>12 SGC Rec:</b>	<b>32.74</b>	<b>2023</b>	<b>Maximus Truman</b>
<b>13 SGC Rec:</b>	<b>30.51</b>	<b>2022</b>	<b>Ishaan Mehra</b>
<b>14 SGC Rec:</b>	<b>29.19</b>	<b>2023</b>	<b>Ethan Macdonald</b>
<b>15 SGC Rec:</b>	<b>28.47</b>	<b>2022</b>	<b>Kody Byrne</b>
<b>16 SGC Rec:</b>	<b>27.27</b>	<b>2023</b>	<b>Kody Byrne</b>
<b>17&amp;O SGC Rec:</b>	<b>25.78</b>	<b>2023</b>	<b>Mark Nikolaev</b>

**Lane Name Age Team Seed Time****Heat 1 of 6 Finals**

0	Joel Fraser	20	Bond	27.92
1	Ethan Macdonald	15	Southport	27.74
2	Kody Byrne	17	Bond	26.70
3	Thomas Hauck	21	All Saints	26.24
4	Kai Van Kool	21	Somerset GC	25.55
5	Ryder Lambert	19	Southport	26.04
6	Enoch Robb	19	All Saints	26.25
7	Jamison Morgan	18	Somerset GC	26.97
8	Tom Gallagher S10	24	Somerset GC	27.83
9	Samson Barisic	18	Southport	28.00

**Heat 2 of 6 Finals**

0	Maximus Truman	13	Somerset GC	30.43
1	Chase Holmes	16	Helensvale	29.47
2	Ethan Quick	18	Emmanuel	28.96
3	Luca Knezevic	16	Southport	28.61
4	Hunter Boswell	18	Bond	28.03
5	Charlie Dawe	19	All Saints	28.39
6	Max Anderson	14	Southport	28.85
7	Riley Johnston	14	Somerset GC	29.18
8	Martin Hembling	14	Somerset GC	30.12
9	Taj Benjamin	14	Miami	30.65

**2024 McDonald's SGC Championships - 8/03/2024 to 10/03/2024****Meet Program - 2024 McDonald's SGC Championships Session 3****Heat 3 Finals (#44 Boys 12 & Over 50 LC Meter Backstroke)**

0	Isaac Cummins	15	Helensvale	33.30
1	James Hill	13	St Hildas	33.07
2	Jay D Collins	14	St Hildas	32.62
3	Joshua Bowden	15	Emmanuel	31.96
4	Riley Mcminn	16	Helensvale	30.91
5	Timothy Wellm	13	All Saints	31.63
6	Cooper Mcguinness	14	Emmanuel	32.41
7	Lachlan Potts	15	Helensvale	32.89
8	Alexander Doherty	15	Belgravia GC	33.08
9	Kaizin Castle	14	Emmanuel	33.46

**Heat 4 of 6 Finals**

0	Ethan Deschamps	14	Somerset GC	34.80
1	Borisz Bozsoki	13	Tss Aquatic	34.54
2	Cillian Cheal	15	Helensvale	34.46
3	Lewis Williams	13	Miami	34.10
4	Alex Wellm (V)	15	KNGC	33.56
5	Bailey White	14	Helensvale	33.76
6	John Cameron	14	Emmanuel	34.24
7	Isaac Lai	14	Tss Aquatic	34.46
8	Dominic Fletcher	12	Somerset GC	34.69
9	Owen Ford	14	Beaudesert	35.48

**Heat 5 of 6 Finals**

0	Emmitt Morris	12	Pimpama	37.19
1	Nicholas Doherty	13	Belgravia GC	37.07
2	Kai Macdonald	12	Southport	36.12
3	Nathan McKenna (V)	14	New Caledonia	35.96
4	Hunter Gray	14	Helensvale	35.61
5	Christian Plathe	14	Helensvale	35.85
6	Diesel Vickery	12	Emmanuel	36.06
7	Jasper Harvey	12	Emmanuel	36.33
8	Edward Cramer	12	Lawrence	37.08
9	Rafael Ileana	12	Somerset GC	37.73

**Heat 6 of 6 Finals**

0				
1				
2				
3	Callum Jenkins	12	Pimpama	38.33
4	Chase Eddie	13	Pimpama	37.75
5	Rafael Carroll-Cinque	12	Lawrence	37.91
6	Bennett Hill	12	Tss Aquatic	38.41
7				
8				
9				

**Event 45 Girls 50 LC Meter Breaststroke Multi-Class**

<b>SGC Rec:</b>		<b>40.75</b>	<b>2023</b>	<b>Madeleine McTernan</b>	
<b>Lane Name</b>	<b>Age</b>	<b>Team</b>	<b>Seed Time</b>		
<b>Heat 1 of 1 Finals</b>					
0					
1					
2	Elizabeth Hocart SB18	23	Surfers Paradise	1:01.54	
3	Caitlyn Hayes SB9	14	Helensvale	49.92	
4	Madeleine McTernan SE	23	Sharks Aquatics	40.75	
5	Lilly-Anne Gould SB14	13	Helensvale	43.77	
6	Taylor Anderton SB18	28	Surfers Paradise	57.21	
7					
8					
9					

**Event 46 Boys 50 LC Meter Breaststroke Multi-Class**

<b>SGC Rec:</b>		<b>36.70</b>	<b>2023</b>	<b>Samuel Gould</b>	
<b>Lane Name</b>	<b>Age</b>	<b>Team</b>	<b>Seed Time</b>		
<b>Heat 1 of 1 Finals</b>					
0					
1					
2					
3	Luke Mcdonogh SB14	13	Pimpama	48.03	
4	Samuel Gould SB14	18	Helensvale	33.84	
5	Robert Yates SB16	15	Helensvale	43.26	
6					
7					
8					
9					

**Event 47 Girls 8 & Over 50 LC Meter Breaststroke**

<b>8 SGC Rec:</b>	<b>45.09</b>	<b>1988</b>	<b>T. Sullivan</b>		
<b>9 SGC Rec:</b>	<b>41.12</b>	<b>1985</b>	<b>S. BEGG</b>		
<b>10 SGC Rec:</b>	<b>41.98</b>	<b>2022</b>	<b>Madeleine Ferguson</b>		
<b>11 SGC Rec:</b>	<b>38.69</b>	<b>2023</b>	<b>Laura Ronald</b>		
<b>12 SGC Rec:</b>	<b>34.00</b>	<b>2022</b>	<b>Maya Zunker</b>		
<b>13 SGC Rec:</b>	<b>33.85</b>	<b>2023</b>	<b>Maya Zunker</b>		
<b>14 SGC Rec:</b>	<b>32.96</b>	<b>2023</b>	<b>Lacey Strachan</b>		
<b>15 SGC Rec:</b>	<b>33.36</b>	<b>2023</b>	<b>Holly Hembling</b>		
<b>16 SGC Rec:</b>	<b>35.03</b>	<b>2023</b>	<b>Kyla Brown</b>		
<b>17&amp;O SGC Rec:</b>	<b>33.53</b>	<b>2023</b>	<b>Rebecca St Vincent</b>		
<b>Lane Name</b>	<b>Age</b>	<b>Team</b>	<b>Seed Time</b>		
<b>Heat 1 of 14 Finals</b>					
0	Bessie Dear	16	Somerset GC	34.24	
1	Tamsyn Walo	19	Southport	33.95	
2	Calia Vlastuin	19	Bond	33.35	
3	Kyla Brown	17	Bond	33.09	
4	Lanihei Connolly (V)	18	Bond	32.03	
5	Sienna Walo	19	Southport	32.20	
6	Holly Hembling	16	Southport	33.12	
7	Lacy Kamprad	15	Bond	33.70	
8	Lillyan Potts	18	Southport	34.13	
9	Amelia Simm	17	St Hildas	34.28	



**2024 McDonald's SGC Championships - 8/03/2024 to 10/03/2024****Meet Program - 2024 McDonald's SGC Championships Session 3****Heat 2 Finals (#47 Girls 8 & Over 50 LC Meter Breaststroke)**

0	Vanessa Mclay	16	Southport	35.52
1	Emilia Zeh (V)	16	Sharks Aquatics	35.47
2	Keira Stephens SB9	20	Southport	35.38
3	Lucinda Lugg	14	Miami	35.21
4	Megan Low	15	Southport	34.65
5	Sienna Mercer	13	Sharks Aquatics	34.96
6	Roxanne Albertyn	12	Miami	35.36
7	Jada De Gelder	14	Somerset GC	35.45
8	Aisling Rothwell	18	Southport	35.50
9	Chelsea Strachan	13	Somerset GC	35.78

**Heat 3 of 14 Finals**

0	Indi Kamprad	13	Bond	37.47
1	Jenna Cothill	15	Southport	36.38
2	Taylah Guthrie	17	St Hildas	36.29
3	Edith Keightley	15	St Hildas	36.25
4	Hannah Riseley	14	Southport	35.91
5	Hanna Roelandts	12	Pimpama	36.19
6	Olivia Kearney	14	All Saints	36.26
7	Georgia-Leigh Vele (V)	25	Tss Aquatic	36.29
8	Josie Pearson	14	Emmanuel	36.91
9	Amelia Hart	14	Somerset GC	37.63

**Heat 4 of 14 Finals**

0	Laura Ronald	12	Sharks Aquatics	38.37
1	Iris Mordue	14	Miami	38.29
2	Allegra Anderson	14	Helensvale	38.15
3	Sienna Negrao	16	Southport	37.78
4	Charlotte Hall	14	Pimpama	37.64
5	Chiara Cimini	15	Somerset GC	37.76
6	Makyra Melo	12	Somerset GC	38.08
7	Madeleine Ferguson	12	Trinity	38.20
8	Lihwa Wong	13	Somerset GC	38.36
9	Tian Xu	13	Emmanuel	38.44

**Heat 5 of 14 Finals**

0	Sydney English	15	Sharks Aquatics	39.84
1	Niquola White	19	Emmanuel	39.02
2	Indie Switala	12	Pimpama	38.85
3	Kiera Bell	14	Helensvale	38.60
4	Kasia Pitura	12	Somerset GC	38.48
5	Justine Platon	15	Helensvale	38.55
6	Hannah Tavita	11	Pimpama	38.69
7	Ivy Shann	13	Pimpama	38.89
8	Ava O'Kearney	13	Miami	39.30
9	Lily Coleman	12	Pimpama	40.00

**Heat 6 of 14 Finals**

0	Taylor Christie	14	Helensvale	41.17
1	Loni Turnbull	13	Miami	41.12
2	Summer Bailey	12	Southport	40.81
3	Sara Murray	15	Southport	40.72
4	Lyla Eddie	13	Pimpama	40.02
5	Indiana Coates	12	Trinity	40.47
6	Sophia Tarrant	11	Somerset GC	40.75
7	Mia Drury	11	Somerset GC	40.92
8	Annabelle Mingzhen Li	14	St Hildas	41.16
9	Mia Rosner	13	Trinity	41.32

**Heat 7 of 14 Finals**

0	Holly Tassell	11	Helensvale	42.43
1	Lucia Mauer	12	St Hildas	42.21
2	Isabel Eddy	11	Trinity	41.92
3	Mila Momose	11	Superfish	41.84
4	Lucy Simmonds	12	Lawrence	41.62
5	Sarah Scott	11	Emmanuel	41.69
6	Elspeth Hooper	11	All Saints	41.91
7	Kirralee Jones	12	Miami	42.13
8	Lulu Kirk	11	Sharks Aquatics	42.25
9	Sophie Innes	12	Lawrence	42.55

**Heat 8 of 14 Finals**

0	Arabella Ambrakaityte	10	Sharks Aquatics	44.39
1	Autumn Squires	11	Miami	43.76
2	Liyng Wong	11	Somerset GC	43.42
3	Ayva Immisch	11	Lawrence	42.90
4	Claire Rackley	11	Miami	42.58
5	Tia Bell	11	Helensvale	42.64
6	Selina Zhang	11	Southport	42.97
7	Ivy Sun	10	St Hildas	43.45
8	Ming Sum Fok	10	St Hildas	44.38
9	Kaitlyn Morris	11	Emmanuel	44.84

**Heat 9 of 14 Finals**

0	Mia Chappell	11	Sharks Aquatics	46.38
1	Allira Upton (V)	10	KNGC	46.11
2	Hayley Kam	11	Emmanuel	45.58
3	Christine lee	11	Sharks Aquatics	45.13
4	Emily Maker	12	Helensvale	44.99
5	Genevieve Baragry	11	St Hildas	45.04
6	Florence Zhu	10	Pimpama	45.52
7	Gabriella Smith	10	Pimpama	45.64
8	Ivy Rameau	11	St Hildas	46.19
9	Vivian Mordue	10	Miami	46.39

**Heat 10 of 14 Finals**

0	Eliana Rankin	10	Miami	47.99
1	Skylah-Violet Bean	9	All Saints	47.80
2	Dannielle Platon	10	Helensvale	47.34
3	Zali Ledek	10	Sharks Aquatics	46.53
4	Katelyn Zhang	11	Helensvale	46.42
5	Melly lee	9	Sharks Aquatics	46.50
6	Coco Gillett	10	Lawrence	47.05
7	Lillian Wang	11	Southport	47.49
8	Bonnie Short	11	Helensvale	47.85
9	Sienna Ryan	10	Sharks Aquatics	48.37

**Heat 11 of 14 Finals**

0	Chloe Davenport	10	Pimpama	51.42
1	Eva Roper	10	Tss Aquatic	50.65
2	Isabelle Paul	10	Gullivers	50.31
3	Elle O'Kearney	9	Miami	49.65
4	Tori Strachan	10	All Saints	48.57
5	Angelina Dhillon	10	Tss Aquatic	49.39
6	Stella Howard	9	St Hildas	49.89
7	Grace Grigg	9	Somerset GC	50.39
8	McKenna Burden	8	Tss Aquatic	51.31
9	Indi Bootes	10	St Hildas	51.55

**2024 McDonald's SGC Championships - 8/03/2024 to 10/03/2024****Meet Program - 2024 McDonald's SGC Championships Session 3****Heat 12 Finals (#47 Girls 8 & Over 50 LC Meter Breaststroke)**

0	Sienna Hayes	9	Helensvale	57.63
1	Scarlett Woollven	9	Somerset GC	57.24
2	Willow Castles	9	Surfers Paradise	54.66
3	Amelia Eddy	9	Trinity	53.72
4	Scarlett Zhong	9	AB Pat College	51.70
5	Aimee Zhang	9	AB Pat College	52.35
6	Maya Brown	9	Sharks Aquatics	54.46
7	Chloe DU	9	AB Pat College	55.38
8	Florence Gaffney	9	Lawrence	57.28
9	Pyper Lavaring	8	Belgravia GC	58.27

**Heat 13 of 14 Finals**

0	Bethany Simmonds	9	Pimpama	1:04.06
1	Avara Harth	8	Sharks Aquatics	1:02.61
2	Rose Moody	9	St Hildas	1:00.58
3	Amanda Chen	9	AB Pat College	59.90
4	Aviva Wang	9	AB Pat College	59.02
5	Victoria Tan	9	AB Pat College	59.48
6	Victoria Hill	9	St Hildas	1:00.48
7	Taylen Upton (V)	8	KNGC	1:00.65
8	Lydia Bradshaw	9	Superfish	1:03.76
9	Emme Campbell	8	Somerset GC	1:07.31

**Heat 14 of 14 Finals**

0	Ella Drury	8	Somerset GC	NT
1	Isla Ryan	8	Sharks Aquatics	NT
2	Kate Obree	8	St Hildas	NT
3	Annabelle Caldwell	9	Helensvale	1:11.53
4	Oliana Stotz	8	Somerset GC	1:08.27
5	Georgia Macfarlane	9	Sharks Aquatics	1:11.02
6	Harriet Hawkins	8	Tss Aquatic	NT
7	Scarlett Thomasson	8	Tss Aquatic	NT
8	Indiana Stephen	8	St Hildas	NT
9	Briella Dickson	8	St Hildas	NT

**Event 48 Boys 8 & Over 50 LC Meter Breaststroke**

<b>8 SGC Rec:</b>	<b>43.42</b>	<b>2017</b>	<b>Matt Schafer</b>
<b>9 SGC Rec:</b>	<b>40.78</b>	<b>2004</b>	<b>Joel DeFrancesco</b>
<b>10 SGC Rec:</b>	<b>45.45</b>	<b>2023</b>	<b>Harry Simmonds</b>
<b>11 SGC Rec:</b>	<b>38.04</b>	<b>2022</b>	<b>Koa Stotz</b>
<b>12 SGC Rec:</b>	<b>33.74</b>	<b>2023</b>	<b>Koa Stotz</b>
<b>13 SGC Rec:</b>	<b>32.81</b>	<b>2023</b>	<b>Riley Johnston</b>
<b>14 SGC Rec:</b>	<b>32.38</b>	<b>2023</b>	<b>Hudson Sheehan</b>
<b>15 SGC Rec:</b>	<b>32.87</b>	<b>2022</b>	<b>Hajin Jun</b>
<b>16 SGC Rec:</b>	<b>29.64</b>	<b>2022</b>	<b>Eric Kim</b>
<b>17&amp;O SGC Rec:</b>	<b>28.19</b>	<b>2022</b>	<b>Josh Hardess</b>

**Lane Name Age Team Seed Time****Heat 1 of 9 Finals**

0	Gus Shivnan (V)	19	Bond	32.40
1	Joel Fraser	20	Bond	31.74
2	Koa Stotz	13	Somerset GC	31.60
3	Hajin Jun	17	Griffith Uni	29.62
4	Christian Toia	18	Bond	29.15
5	Ryan Cothill	18	Southport	29.54
6	Brady Hughes	18	Southport	31.57
7	Riley Johnston	14	Somerset GC	31.72
8	Cohen Tarrant	13	Somerset GC	31.96
9	Martin Hembling	14	Somerset GC	32.72

**Heat 2 of 9 Finals**

0	Tyler Walmsley	13	AB Pat College	36.39
1	Cooper Morris	15	Pimpama	35.79
2	Jack Connors	15	Emmanuel	33.94
3	Daniel Czegledi	15	Southport	33.17
4	Alex Wellm (V)	15	KNGC	32.83
5	Jimmy Wang	15	Southport	32.88
6	Emilio Ramirez	16	Emmanuel	33.56
7	Emmitt Morris	12	Pimpama	34.22
8	Alexander Doherty	15	Belgravia GC	36.13
9	Nathan Soekiman (V)	15	New Caledonia	36.87

**Heat 3 of 9 Finals**

0	Aiden Zhang	14	AB Pat College	39.26
1	James Hill	13	St Hildas	39.15
2	Elouan Long (V)	14	New Caledonia	38.58
3	Aidan Wong	14	Belgravia GC	37.74
4	Reid Snide	15	Miami	37.23
5	Jordan Yim	14	Miami	37.48
6	Rafael Ileana	12	Somerset GC	38.03
7	Dominic Fletcher	12	Somerset GC	39.00
8	Bailey White	14	Helensvale	39.16
9	Isaac Lai	14	Tss Aquatic	39.26

**Heat 4 of 9 Finals**

0	Judd Vickery	11	Emmanuel	42.47
1	Sean Lee	11	Tss Aquatic	40.93
2	Rafael Carroll-Cinque	12	Lawrence	40.71
3	Ned Simmonds	10	Lawrence	40.26
4	Diesel Vickery	12	Emmanuel	39.63
5	Oliver Gisler	14	Miami	39.73
6	Joey Duggan	13	Emmanuel	40.63
7	Hayun Jun	11	St Hildas	40.75
8	Finn Carroll-Cinque	10	Lawrence	42.21
9	Louie Mordue	12	Miami	42.93

**Heat 5 of 9 Finals**

0	Harry Woollven	12	Somerset GC	44.85
1	Knox Anderson	11	Somerset GC	44.38
2	Jarryd Hepburn	12	Tss Aquatic	44.31
3	William Davenport	12	Pimpama	43.90
4	Harry Simmonds	11	Pimpama	43.60
5	Kaylis Tihau	12	Sharks Aquatics	43.77
6	Callum Jenkins	12	Pimpama	44.22
7	Cooper Jones	11	Tss Aquatic	44.32
8	Xavier Wyrzynski	12	Trinity	44.76
9	Edward Cramer	12	Lawrence	44.89

**Heat 6 of 9 Finals**

0	Blake Ronald	11	Sharks Aquatics	46.85
1	Sean Weng	10	AB Pat College	46.56
2	Liam Sullivan	10	Pimpama	46.16
3	Hongyi Yan	10	AB Pat College	45.93
4	Fletcher Brown	12	Emmanuel	44.94
5	Jake Tobin	11	Somerset GC	45.78
6	Noah Campbell	10	Somerset GC	45.97
7	Jay Buttigieg	10	Pimpama	46.53
8	Oliver Ruscitti	10	Trinity	46.66
9	Braxtyn Truman	11	Somerset GC	47.14

**2024 McDonald's SGC Championships - 8/03/2024 to 10/03/2024****Meet Program - 2024 McDonald's SGC Championships Session 3****Heat 7 Finals (#48 Boys 8 & Over 50 LC Meter Breaststroke)**

0	Jingyu Li	9	Somerset GC	50.27
1	James Ferguson	8	Trinity	49.49
2	Benji Eke	10	Lawrence	48.05
3	Griffin Haywood	9	Surfers Paradise	47.48
4	Jack Sewell	11	Somerset GC	47.24
5	Dylan Prescott	11	Miami	47.30
6	Jakub Pitura	10	Somerset GC	48.02
7	Lachlan Davenport	9	Pimpama	48.48
8	Hudson Harley	10	Somerset GC	50.03
9	Sam Fraser	9	Surfers Paradise	50.36

**Heat 8 of 9 Finals**

0	Lachlan Rose	8	Lawrence	58.24
1	Beau Fairley	9	Emmanuel	57.19
2	Aksel Pitura	8	Somerset GC	53.63
3	Jai Thomson	8	Trinity	52.56
4	James Purcell	10	Lawrence	50.66
5	Jackie Qiang	10	Miami	51.63
6	Issac Sun	9	St Hildas	52.66
7	Carter Alexander (V)	8	KNGC	56.60
8	Lachlan Deller	9	Emmanuel	57.73
9	Reeve Manning	9	Somerset GC	58.95

**Heat 9 of 9 Finals**

0				
1				
2				
3	Travis Falicz	8	Helensvale	NT
4	Alex Wang	9	AB Pat College	1:01.40
5	Oliver Liang	8	AB Pat College	1:02.44
6				
7				
8				
9				

**Event 49 Girls 11 & Over 400 LC Meter IM**

<b>11 SGC Rec:</b>	<b>5:39.45</b>	<b>2017</b>	<b>Sofia Ramirez</b>
<b>12 SGC Rec:</b>	<b>5:25.97</b>	<b>2020</b>	<b>Mikayla Bird</b>
<b>13 SGC Rec:</b>	<b>5:11.58</b>	<b>2006</b>	<b>Katie Goldman</b>
<b>14 SGC Rec:</b>	<b>5:03.92</b>	<b>2020</b>	<b>Julia Kater</b>
<b>15 SGC Rec:</b>	<b>4:55.88</b>	<b>2021</b>	<b>Julia Kater</b>
<b>16 SGC Rec:</b>	<b>4:57.40</b>	<b>2022</b>	<b>Georgie Roper</b>
<b>17&amp;O SGC Rec:</b>	<b>4:52.35</b>	<b>2008</b>	<b>Ashleigh McCleery</b>

**Check In Time - 9:49AM****Lane Name Age Team Seed Time****Heat 1 of 2 Finals**

0				
1	Allegra Anderson	14	Helensvale	5:39.83
2	Chelsea Strachan	13	Somerset GC	5:30.72
3	Kara Bird	14	Miami	5:27.45
4	Julia Remington	16	All Saints	4:49.20
5	Amelia Simm	17	St Hildas	5:11.68
6	Kiera Bell	14	Helensvale	5:28.02
7	Olive Smith	15	Miami	5:32.15
8	Evelina Volz	12	Helensvale	5:41.20
9				

**Heat 2 of 2 Finals**

0				
1				
2				
3	Alexandra Mair	11	AB Pat College	6:08.00
4	Kaitlyn Baxter	16	Somerset GC	5:42.05
5	Ashleigh Tilley	13	Pimpama	6:04.65
6				
7				
8				
9				

**Event 50 Boys 11 & Over 400 LC Meter IM**

<b>11 SGC Rec:</b>	<b>5:41.37</b>	<b>2020</b>	<b>Matt Schafer</b>
<b>12 SGC Rec:</b>	<b>5:21.66</b>	<b>2019</b>	<b>Angus Ciesiolka</b>
<b>13 SGC Rec:</b>	<b>4:54.84</b>	<b>2014</b>	<b>Elijah Winnington</b>
<b>14 SGC Rec:</b>	<b>4:49.97</b>	<b>2018</b>	<b>Kaiden Hubbard</b>
<b>15 SGC Rec:</b>	<b>4:35.46</b>	<b>2018</b>	<b>Thomas Hauck</b>
<b>16 SGC Rec:</b>	<b>4:30.15</b>	<b>2015</b>	<b>Jacob Vincent</b>
<b>17&amp;O SGC Rec:</b>	<b>4:26.48</b>	<b>2022</b>	<b>Thomas Hauck</b>

**Check in Time - 10:02AM****Lane Name Age Team Seed Time****Heat 1 of 2 Finals**

0	Christopher Kalogeropo	15	Tss Aquatic	4:56.33
1	Danny Baxter	14	Somerset GC	4:51.80
2	Daniel Callebaut (V)	17	Bond	4:47.78
3	Leny Grigor	14	Somerset GC	4:32.50
4	Thomas Hauck	21	All Saints	4:20.53
5	Karl Albertyn	18	Miami	4:24.03
6	Ryan Bambach	16	Miami	4:40.31
7	Oscar Eddy	16	Tss Aquatic	4:49.26
8	Mackenzie Crocker	14	AB Pat College	4:53.85
9	Martin Hembling	14	Somerset GC	5:06.77

**Heat 2 of 2 Finals**

0				
1				
2	Jasper Harvey	12	Emmanuel	5:49.60
3	Caelan Pace	14	St Hildas	5:24.55
4	Samuel Gould SM14	18	Helensvale	5:11.63
5	Hamish Erwin	16	Helensvale	5:16.36
6	Timothy Wellm	13	All Saints	5:33.78
7				
8				
9				

## 2024 McDonald's SGC Championships - 8/03/2024 to 10/03/2024

## Meet Program - 2024 McDonald's SGC Championships Session 3

**Event 51 Girls 50 LC Meter Butterfly Multi-Class**

SGC Rec: 31.84 2023 Montana Atkinson

Lane Name	Age	Team	Seed Time
-----------	-----	------	-----------

**Heat 1 of 1 Finals**

0			
1	Taylor Anderton S18	28 Surfers Paradise	52.82
2	Naomi Chong Nee S14	14 Helensvale	47.83
3	Lilly-Anne Gould S14	13 Helensvale	38.23
4	Montana Atkinson S14	16 Helensvale	31.20
5	Madeleine McTernan S1	23 Sharks Aquatics	33.28
6	Caitlyn Hayes S9	14 Helensvale	45.63
7	Elizabeth Hocart S18	23 Surfers Paradise	47.93
8			
9			

**Event 52 Boys 50 LC Meter Butterfly Multi-Class**

SGC Rec: 30.85 2023 Samuel Gould

Lane Name	Age	Team	Seed Time
-----------	-----	------	-----------

**Heat 1 of 1 Finals**

0			
1			
2			
3			
4	Samuel Gould S14	18 Helensvale	28.86
5	Luke Mcdonogh S14	13 Pimpama	37.13
6			
7			
8			
9			

**Event 53 Girls 8 & Over 50 LC Meter Butterfly**

8 SGC Rec: 37.65 1986 M. BULLPITT

9 SGC Rec: 36.09 1987 M. BULLPITT

10 SGC Rec: 35.43 2022 Mya Harris

11 SGC Rec: 31.22 2023 Mya Harris

12 SGC Rec: 31.04 2022 Tribeca Liu

13 SGC Rec: 29.76 2023 Tribeca Liu

14 SGC Rec: 28.50 2022 Mikayla Bird

15 SGC Rec: 29.14 2023 Alice Monaghan

16 SGC Rec: 28.90 2023 Charlotte Hinze

17&amp;O SGC Rec: 27.37 2023 Rebecca St Vincent

Lane Name	Age	Team	Seed Time
-----------	-----	------	-----------

**Heat 1 of 17 Finals**

0	Lea Muellner (V)	20 Southport	29.42
1	Mya Harris	12 Miami	29.14
2	Holly Hembling	16 Southport	28.75
3	Mae Singer (V)	18 Southport	28.50
4	Kayla Costa	22 Southport	26.63
5	Matilda Byrnes	16 Bond	28.32
6	Kayla Mcfarlane	19 Southport	28.66
7	Sara Mccarthy	15 Tss Aquatic	28.99
8	Anabelle Aulert	16 Bond	29.26
9	Niquola White	19 Emmanuel	29.54

**Heat 2 of 17 Finals**

0	Emilia Zeh (V)	16 Sharks Aquatics	30.65
1	Annabelle Mingzhen Li	14 St Hildas	30.34
2	Cady Daniels	16 Somerset GC	30.22
3	Josie Pearson	14 Emmanuel	29.86
4	Olivia Gray	14 St Hildas	29.56
5	Georgia Dunn	16 Somerset GC	29.65
6	Vanessa Mclay	16 Southport	30.15
7	Roxanne Albertyn	12 Miami	30.31
8	Calia Vlastuin	19 Bond	30.44
9	Alisha Teng	16 Belgravia GC	30.74

**Heat 3 of 17 Finals**

0	Olive Smith	15 Miami	31.39
1	Madeline Howell	17 Helensvale	31.23
2	Josie Lowry	16 Pimpama	30.90
3	Georgia-Leigh Vele (V)	25 Tss Aquatic	30.80
4	Myla Naylor	14 Miami	30.79
5	Piper Walton	14 Emmanuel	30.80
6	Olivia Lush	16 All Saints	30.84
7	Summer Johnston	14 Somerset GC	30.98
8	Ashley Heal	15 Helensvale	31.35
9	Allegra Anderson	14 Helensvale	31.50

**Heat 4 of 17 Finals**

0	Sienna Kitchen	16 Miami	31.98
1	Georgia Middleton	14 Pimpama	31.95
2	Sara Murray	15 Southport	31.89
3	Jada De Gelder	14 Somerset GC	31.73
4	Lucinda Lugg	14 Miami	31.55
5	Mia Carson	14 Southport	31.55
6	Amelia Hart	14 Somerset GC	31.78
7	Sienna Mercer	13 Sharks Aquatics	31.92
8	Iris Mordue	14 Miami	31.96
9	Justine Platon	15 Helensvale	32.08

**Heat 5 of 17 Finals**

0	Savannah Paniagua	16 Pimpama	32.94
1	Georgia Bos	13 Tss Aquatic	32.84
2	Zeta-Allen Ashton	14 Bond	32.48
3	Taylah Guthrie	17 St Hildas	32.23
4	Summer Bailey	12 Southport	32.18
5	Muxuan Li	14 Somerset GC	32.23
6	Zoe Ball	14 AB Pat College	32.30
7	Milla Kennedy	11 Lawrence	32.61
8	Jasmin Christie	12 Helensvale	32.86
9	Hannah Tavita	11 Pimpama	32.95

**Heat 6 of 17 Finals**

0	Aili Rivas	13 Miami	33.61
1	Isabella Morton	15 Sharks Aquatics	33.52
2	Meika Shimbashi	13 Southport	33.38
3	Seren Corfield	14 Lawrence	33.26
4	Sophie Innes	12 Lawrence	33.18
5	Liyng Wong	11 Somerset GC	33.21
6	Lihwa Wong	13 Somerset GC	33.29
7	Tanyka Goode	12 Miami	33.42
8	Chiara Cimini	15 Somerset GC	33.60
9	Makyra Melo	12 Somerset GC	33.64

## 2024 McDonald's SGC Championships - 8/03/2024 to 10/03/2024

## Meet Program - 2024 McDonald's SGC Championships Session 3

**Heat 7 Finals (#53 Girls 8 & Over 50 LC Meter Butterfly)**

0	Amaris Humphrey	13	Belgravia GC	34.54
1	Hunter Gaffney	12	Lawrence	34.48
2	Autumn Squires	11	Miami	34.38
3	Coco Gillett	10	Lawrence	34.23
4	Kaia Small	13	Emmanuel	33.88
5	Isabella De Vincentiis	13	Tss Aquatic	33.99
6	Indiana Coates	12	Trinity	34.33
7	Chloe Murphy	13	Emmanuel	34.38
8	Mia Rosner	13	Trinity	34.49
9	Makenzie Lavaring	12	Belgravia GC	34.69

**Heat 8 of 17 Finals**

0	Lucia Mauer	12	St Hildas	35.35
1	Indie Switala	12	Pimpama	35.16
2	Kasia Pitura	12	Somerset GC	34.98
3	Kayleigh Erasmus	14	Pimpama	34.96
4	Isabel Eddy	11	Trinity	34.77
5	Kirralee Jones	12	Miami	34.80
6	Rosie Haddad	14	Helensvale	34.97
7	Lyla Eddie	13	Pimpama	35.01
8	Hanna Roelandts	12	Pimpama	35.22
9	Hayley Kam	11	Emmanuel	35.37

**Heat 9 of 17 Finals**

0	Bonnie Short	11	Helensvale	37.22
1	Ivy Sun	10	St Hildas	37.11
2	Lily Coleman	12	Pimpama	36.16
3	Lily Layton	13	Belgravia GC	35.92
4	Samara Ramirez	14	Tss Aquatic	35.43
5	Mila Momose	11	Superfish	35.77
6	Mia Drury	11	Somerset GC	36.11
7	Alexandra Mair	11	AB Pat College	36.41
8	Mia Chappell	11	Sharks Aquatics	37.14
9	Holly Tassell	11	Helensvale	37.47

**Heat 10 of 17 Finals**

0	Christine lee	11	Sharks Aquatics	38.68
1	Genevieve Baragry	11	St Hildas	38.42
2	Mia Perndt	11	Somerset GC	38.21
3	Gabriella Smith	10	Pimpama	37.91
4	Frankie McTomlinson	12	Belgravia GC	37.76
5	Selina Zhang	11	Southport	37.77
6	Kaitlyn Morris	11	Emmanuel	38.04
7	Ming Sum Fok	10	St Hildas	38.34
8	Katelyn Zhang	11	Helensvale	38.64
9	Kiara Morgan	12	Lawrence	38.75

**Heat 11 of 17 Finals**

0	Tia Bell	11	Helensvale	39.78
1	Mia Lily Nell	11	Sharks Aquatics	39.51
2	Zali Ledek	10	Sharks Aquatics	39.20
3	Lulu Kirk	11	Sharks Aquatics	39.13
4	Dannielle Platon	10	Helensvale	38.91
5	Lillian Wang	11	Southport	39.00
6	Allira Upton (V)	10	KNGC	39.13
7	Elsbeth Hooper	11	All Saints	39.50
8	Claire Rackley	11	Miami	39.53
9	Indi Bootes	10	St Hildas	39.78

**Heat 12 of 17 Finals**

0	Skylah-Violet Bean	9	All Saints	41.14
1	Sofia Tawyer	10	Miami	40.87
2	Brianna Canton	11	Superfish	40.77
3	Vivian Mordue	10	Miami	40.46
4	Piper Howard	11	Lawrence	40.12
5	Ivy Rameau	11	St Hildas	40.14
6	Chloe Wang	11	AB Pat College	40.52
7	Arabella Ambrakaityte	10	Sharks Aquatics	40.86
8	Amelia Eddy	9	Trinity	41.14
9	Sarah Scott	11	Emmanuel	41.18

**Heat 13 of 17 Finals**

0	Eliana Rankin	10	Miami	43.41
1	Marlie Scarce	10	Miami	42.68
2	Grace Grigg	9	Somerset GC	42.30
3	Maya Brown	9	Sharks Aquatics	41.44
4	Ayva Immisch	11	Lawrence	41.19
5	Tori Strachan	10	All Saints	41.43
6	Sofia Richards	11	Miami	41.67
7	Chloe Davenport	10	Pimpama	42.41
8	Florence Zhu	10	Pimpama	43.39
9	Stella Howard	9	St Hildas	43.42

**Heat 14 of 17 Finals**

0	Scarlett Zhong	9	AB Pat College	49.39
1	McKenna Burden	8	Tss Aquatic	46.48
2	Madison Chromy	10	Lawrence	44.40
3	Kimia Shayesteh	10	Tss Aquatic	44.32
4	Rose Hart	10	Somerset GC	43.86
5	Bonnie Cross	10	Tss Aquatic	44.32
6	Summer Immisch	10	Lawrence	44.33
7	Elle O'Kearney	9	Miami	44.83
8	Willow Castles	9	Surfers Paradise	48.26
9	Georgia Macfarlane	9	Sharks Aquatics	50.53

**Heat 15 of 17 Finals**

0	Amanda Chen	9	AB Pat College	59.02
1	Chloe DU	9	AB Pat College	54.82
2	Aimee Zhang	9	AB Pat College	52.99
3	Taylen Upton (V)	8	KNGC	52.04
4	Aviva Wang	9	AB Pat College	50.85
5	Melly lee	9	Sharks Aquatics	50.89
6	Pyper Lavaring	8	Belgravia GC	52.54
7	Florence Gaffney	9	Lawrence	53.15
8	Avara Harth	8	Sharks Aquatics	55.82
9	Oliana Stotz	8	Somerset GC	59.53

**Heat 16 of 17 Finals**

0	Kate Obree	8	St Hildas	NT
1	Indiana Stephen	8	St Hildas	NT
2	Victoria Hill	9	St Hildas	1:07.02
3	Emme Campbell	8	Somerset GC	1:02.98
4	Sienna Hayes	9	Helensvale	59.80
5	Lydia Bradshaw	9	Superfish	1:00.87
6	Victoria Tan	9	AB Pat College	1:03.10
7	Annabelle Caldwell	9	Helensvale	NT
8	Harriet Hawkins	8	Tss Aquatic	NT
9				

## 2024 McDonald's SGC Championships - 8/03/2024 to 10/03/2024

## Meet Program - 2024 McDonald's SGC Championships Session 3

**Heat 17 Finals (#53 Girls 8 & Over 50 LC Meter Butterfly)**

0				
1				
2				
3	Scarlett Thomasson	8	Tss Aquatic	NT
4	Isla Ryan	8	Sharks Aquatics	NT
5	Ella Drury	8	Somerset GC	NT
6				
7				
8				
9				

**Event 54 Boys 8 & Over 50 LC Meter Butterfly**

<b>8 SGC Rec:</b>	<b>37.30</b>	<b>1984</b>	<b>D. GULLIVER</b>
<b>9 SGC Rec:</b>	<b>35.45</b>	<b>1985</b>	<b>R. BEGG</b>
<b>10 SGC Rec:</b>	<b>37.53</b>	<b>2022</b>	<b>Rafael Ileana</b>
<b>11 SGC Rec:</b>	<b>32.91</b>	<b>2023</b>	<b>Arthur Delannoy</b>
<b>12 SGC Rec:</b>	<b>30.89</b>	<b>2023</b>	<b>Tyler Hallal</b>
<b>13 SGC Rec:</b>	<b>27.82</b>	<b>2022</b>	<b>Hudson Sheehan</b>
<b>14 SGC Rec:</b>	<b>27.95</b>	<b>2023</b>	<b>Ishaan Mehra</b>
<b>15 SGC Rec:</b>	<b>26.49</b>	<b>2022</b>	<b>Kai Allen</b>
<b>16 SGC Rec:</b>	<b>25.97</b>	<b>2022</b>	<b>Jude Youens</b>
<b>17&amp;O SGC Rec:</b>	<b>24.49</b>	<b>2023</b>	<b>Enoch Robb</b>

**Lane Name Age Team Seed Time****Heat 1 of 10 Finals**

0	Hunter Boswell	18	Bond	26.91
1	Leny Grigor	14	Somerset GC	26.55
2	Samson Barisic	18	Southport	26.36
3	Kalani Creech	17	Bond	25.16
4	Enoch Robb	19	All Saints	23.74
5	Alastair Miller	19	Southport	25.05
6	Cooper Lynch	17	Miami	26.24
7	Oscar Croak	18	Miami	26.39
8	Kaden Robinson	17	Bond	26.87
9	Dylan Aspinall	16	Somerset GC	27.06

**Heat 2 of 10 Finals**

0	Peter Ketchell	15	Southport	28.74
1	Joel Fraser	20	Bond	27.93
2	Isaac Cummins	15	Helensvale	27.82
3	Daniel Czegledi	15	Southport	27.68
4	Brady Hughes	18	Southport	27.25
5	Matthew Kalogeropoulc	16	Tss Aquatic	27.42
6	Ryder Lambert	19	Southport	27.79
7	Gus Shivnan (V)	19	Bond	27.83
8	Alexander Duggan	16	Emmanuel	28.30
9	Riley Mcminn	16	Helensvale	28.95

**Heat 3 of 10 Finals**

0	Keanu Schaffer	14	Tss Aquatic	29.85
1	Taj Benjamin	14	Miami	29.70
2	Cade McKissack	15	Miami	29.57
3	Alexander Doherty	15	Belgravia GC	29.40
4	Alexandre Zanon (V)	14	New Caledonia	28.96
5	Jay D Collins	14	St Hildas	29.34
6	Danny Baxter	14	Somerset GC	29.42
7	Timothy Wellm	13	All Saints	29.63
8	Maximus Truman	13	Somerset GC	29.73
9	Callen Coetser	14	Miami	30.35

**Heat 4 of 10 Finals**

0	Rhys Robinson	14	Bond	32.06
1	Nathan Yim	14	Miami	31.49
2	Nathan Soekiman (V)	15	New Caledonia	31.33
3	Cohen Tarrant	13	Somerset GC	30.71
4	Borisz Bozsoki	13	Tss Aquatic	30.39
5	Lachlan Potts	15	Helensvale	30.54
6	Christiaan Howes	15	Helensvale	31.25
7	Jack Carkeek	15	Pimpama	31.35
8	Nathan McKenna (V)	14	New Caledonia	31.90
9	Lewis Williams	13	Miami	32.17

**Heat 5 of 10 Finals**

0	Rafael Carroll-Cinque	12	Lawrence	33.88
1	Antoine Baldovini (V)	13	New Caledonia	33.49
2	Diesel Vickery	12	Emmanuel	33.20
3	Christian Plathe	14	Helensvale	32.50
4	Aiden Zhang	14	AB Pat College	32.17
5	John Cameron	14	Emmanuel	32.37
6	Jack Johnston	13	Miami	32.65
7	Dominic Fletcher	12	Somerset GC	33.20
8	Rafael Ileana	12	Somerset GC	33.55
9	Emmitt Morris	12	Pimpama	34.13

**Heat 6 of 10 Finals**

0	Ned Simmonds	10	Lawrence	35.86
1	Callum Jenkins	12	Pimpama	35.40
2	Judd Vickery	11	Emmanuel	34.52
3	Braxtyn Truman	11	Somerset GC	34.28
4	James Hill	13	St Hildas	34.19
5	Finn Carroll-Cinque	10	Lawrence	34.23
6	Jasper Harvey	12	Emmanuel	34.33
7	Hayun Jun	11	St Hildas	35.05
8	Jake Tobin	11	Somerset GC	35.56
9	Jack Sewell	11	Somerset GC	35.86

**Heat 7 of 10 Finals**

0	Jasper Ward	10	Surfers Paradise	37.27
1	Byron Garner	11	Pimpama	37.05
2	Knox Anderson	11	Somerset GC	36.88
3	Kai Macdonald	12	Southport	36.52
4	Owen Tseng	11	Tss Aquatic	36.25
5	Dylan Prescott	11	Miami	36.44
6	Byron Sams	11	Miami	36.53
7	Luca Boersma	11	Miami	36.90
8	Cooper Holland	12	Southport	37.21
9	Liam Sullivan	10	Pimpama	37.47

**Heat 8 of 10 Finals**

0	Reuben Bambry	10	Belgravia GC	41.24
1	James Ferguson	8	Trinity	40.33
2	Jay Dally	10	Helensvale	39.02
3	Oliver Ruscitti	10	Trinity	38.19
4	Harry Simmonds	11	Pimpama	37.64
5	Cooper Jones	11	Tss Aquatic	37.94
6	Noah Campbell	10	Somerset GC	38.20
7	Jay Buttigieg	10	Pimpama	39.12
8	Benji Eke	10	Lawrence	40.53
9	Sean Weng	10	AB Pat College	41.89

## 2024 McDonald's SGC Championships - 8/03/2024 to 10/03/2024

## Meet Program - 2024 McDonald's SGC Championships Session 3

**Heat 9 Finals (#54 Boys 8 & Over 50 LC Meter Butterfly)**

0	Jai Thomson	8	Trinity	46.92
1	Jakub Pitura	10	Somerset GC	44.65
2	Hongyi Yan	10	AB Pat College	44.24
3	Issac Sun	9	St Hildas	43.53
4	Braxton Chippindall	10	Sharks Aquatics	43.31
5	Carter Jardine	10	Lawrence	43.32
6	Declan Harth	10	Sharks Aquatics	43.66
7	Jackie Qiang	10	Miami	44.52
8	Griffin Haywood	9	Surfers Paradise	44.67
9	Sam Fraser	9	Surfers Paradise	48.31

**Heat 10 of 10 Finals**

0	Carter Alexander (V)	8	KNGC	NT
1	Alex Wang	9	AB Pat College	NT
2	Lachlan Rose	8	Lawrence	57.96
3	Oliver Liang	8	AB Pat College	55.36
4	Jingyu Li	9	Somerset GC	50.31
5	Lachlan Davenport	9	Pimpama	51.65
6	Aksel Pitura	8	Somerset GC	55.59
7	Beau Fairley	9	Emmanuel	NT
8	Reeve Manning	9	Somerset GC	NT
9				

**Event 55 Girls 50 LC Meter Freestyle Multi-Class**

SGC Rec: 28.39 2023 Alexa Leary

Lane Name	Age	Team	Seed Time
-----------	-----	------	-----------

**Heat 1 of 1 Finals**

0				
1				
2				
3	Caitlyn Hayes S9	14	Helensvale	37.38
4	Madeleine McTernan S1	23	Sharks Aquatics	28.27
5	Lilly-Anne Gould S14	13	Helensvale	31.96
6	Elizabeth Hocart S18	23	Surfers Paradise	40.72
7				
8				
9				

**Event 56 Boys 50 LC Meter Freestyle Multi-Class**

SGC Rec: 26.89 2022 Sebastine Du Preez

Lane Name	Age	Team	Seed Time
-----------	-----	------	-----------

**Heat 1 of 1 Finals**

0				
1				
2				
3	Luke Mcdonogh S14	13	Pimpama	33.21
4	Tom Gallagher S10	24	Somerset GC	23.57
5	Samuel Gould S14	18	Helensvale	26.19
6	Robert Yates S16	15	Helensvale	36.11
7				
8				
9				

**Event 57 Girls 8 & Over 50 LC Meter Freestyle**

8 SGC Rec:	34.40	2004	Bonnie MacDonald
9 SGC Rec:	32.08	2003	Lucy Bruton
10 SGC Rec:	30.49	2016	Daesyn Cook
11 SGC Rec:	29.38	2008	Brittany McEvoy
12 SGC Rec:	27.99	2009	Brittany McEvoy
13 SGC Rec:	27.01	2023	Tribeca Liu
14 SGC Rec:	27.42	2010	Alexandra Purcell
15 SGC Rec:	25.97	2022	Milla Jansen
16 SGC Rec:	26.98	2011	Mikaela Rawlings
17&O SGC Rec:	25.91	2023	Rebecca St Vincent

Lane Name	Age	Team	Seed Time
-----------	-----	------	-----------

**Heat 1 of 20 Finals**

0	Haylee Reid	17	Griffith Uni	27.29
1	Julia Remington	16	All Saints	27.06
2	Mae Singer (V)	18	Southport	26.96
3	Zahri Jarrett	14	Somerset GC	26.65
4	Sienna Walo	19	Southport	25.90
5	Kayla Costa	22	Southport	26.06
6	Niquola White	19	Emmanuel	26.88
7	Kayla Mcfarlane	19	Southport	27.00
8	Holly Hembling	16	Southport	27.21
9	Jessica Melo	14	Somerset GC	27.49

**Heat 2 of 20 Finals**

0	Ava Aspinall	19	Sharks Aquatics	27.98
1	Lacy Kamprad	15	Bond	27.91
2	Aisling Rothwell	18	Southport	27.81
3	Anabelle Aulert	16	Bond	27.71
4	Roxanne Albertyn	12	Miami	27.51
5	Sienna Kitchen	16	Miami	27.55
6	Summer Johnston	14	Somerset GC	27.78
7	Bessie Dear	16	Somerset GC	27.85
8	Mya Harris	12	Miami	27.94
9	Lea Muellner (V)	20	Southport	28.13

**Heat 3 of 20 Finals**

0	Arabella Robinson	13	St Hildas	28.77
1	Zoe Ball	14	AB Pat College	28.63
2	Iris Mordue	14	Miami	28.36
3	Georgia-Leigh Vele (V)	25	Tss Aquatic	28.27
4	Vanessa Mclay	16	Southport	28.21
5	Georgia Dunn	16	Somerset GC	28.22
6	Matilda Grimson	15	Somerset GC	28.32
7	Keira Stephens S10	20	Southport	28.58
8	Summer Bailey	12	Southport	28.64
9	Jada De Gelder	14	Somerset GC	28.79

**Heat 4 of 20 Finals**

0	Josie Pearson	14	Emmanuel	29.15
1	Allegra Anderson	14	Helensvale	29.02
2	Olivia Gray	14	St Hildas	29.02
3	Isabella Hammond	14	Helensvale	28.87
4	Calia Vlastuin	19	Bond	28.79
5	Sienna Mercer	13	Sharks Aquatics	28.83
6	Myla Naylor	14	Miami	28.97
7	Annabelle Mingzhen Li	14	St Hildas	29.02
8	Piper Walton	14	Emmanuel	29.08
9	Josie Lowry	16	Pimpama	29.22

**2024 McDonald's SGC Championships - 8/03/2024 to 10/03/2024****Meet Program - 2024 McDonald's SGC Championships Session 3****Heat 5 Finals (#57 Girls 8 & Over 50 LC Meter Freestyle)**

0	Zeta-Allen Ashton	14	Bond	29.61
1	Isabella De Vincentiis	13	Tss Aquatic	29.58
2	Mia Rosner	13	Trinity	29.55
3	Kyra Spence	13	Miami	29.33
4	Sara Murray	15	Southport	29.30
5	Muxuan Li	14	Somerset GC	29.33
6	Isla Hawkins	14	Tss Aquatic	29.37
7	Anastasia Cooper	16	Emmanuel	29.58
8	Jasmin Christie	12	Helensvale	29.59
9	Tanyka Goode	12	Miami	29.67

**Heat 6 of 20 Finals**

0	Kiera Bell	14	Helensvale	29.99
1	Elenor McGrath	12	Somerset GC	29.96
2	Mia-Rose Cooper	14	Beaudesert	29.94
3	Savannah Paniagua	16	Pimpama	29.91
4	Saaya Pidcock	14	Miami	29.71
5	Chiara Cimini	15	Somerset GC	29.85
6	Alisha Teng	16	Belgravia GC	29.92
7	Indiana Coates	12	Trinity	29.96
8	Sophie Innes	12	Lawrence	29.99
9	Hanna Roelandts	12	Pimpama	30.03

**Heat 7 of 20 Finals**

0	Kirralee Jones	12	Miami	30.40
1	Riley Sternberg	15	Belgravia GC	30.34
2	Megan Low	15	Southport	30.20
3	Makyrá Melo	12	Somerset GC	30.09
4	Kaia Small	13	Emmanuel	30.04
5	Zali Bowden	15	Emmanuel	30.05
6	Lily Layton	13	Belgravia GC	30.15
7	Laura Ronald	12	Sharks Aquatics	30.32
8	Georgia Bos	13	Tss Aquatic	30.35
9	Sydney English	15	Sharks Aquatics	30.45

**Heat 8 of 20 Finals**

0	Isabel Eddy	11	Trinity	31.12
1	Kayleigh Erasmus	14	Pimpama	31.04
2	Aili Rivas	13	Miami	30.78
3	Lyla Eddie	13	Pimpama	30.58
4	Taylor Christie	14	Helensvale	30.45
5	Hannah Tavita	11	Pimpama	30.47
6	Charlotte Ferguson	12	Trinity	30.69
7	Finn Pocock	14	St Hildas	30.84
8	Ava O'Kearney	13	Miami	31.07
9	Meika Shimbashi	13	Southport	31.17

**Heat 9 of 20 Finals**

0	Indi Kamprad	13	Bond	31.52
1	Indie Switala	12	Pimpama	31.49
2	Lily Coleman	12	Pimpama	31.40
3	Milla Kennedy	11	Lawrence	31.33
4	Amaris Humphrey	13	Belgravia GC	31.21
5	Seren Corfield	14	Lawrence	31.26
6	Tian Xu	13	Emmanuel	31.38
7	Hunter Gaffney	12	Lawrence	31.42
8	Kaitlyn Morris	11	Emmanuel	31.52
9	Chloe Murphy	13	Emmanuel	31.61

**Heat 10 of 20 Finals**

0	Kiara Morgan	12	Lawrence	32.24
1	Selina Zhang	11	Southport	32.13
2	Arabella Ambrakaityte	10	Sharks Aquatics	31.97
3	Mia Drury	11	Somerset GC	31.82
4	Coco Gillett	10	Lawrence	31.69
5	Kasia Pitura	12	Somerset GC	31.76
6	Mila Momose	11	Superfish	31.97
7	Jasmine Teng	12	Helensvale	32.11
8	Makenzie Lavaring	12	Belgravia GC	32.16
9	Lucia Mauer	12	St Hildas	32.28

**Heat 11 of 20 Finals**

0	Genevieve Baragry	11	St Hildas	33.05
1	Lucy Simmonds	12	Lawrence	32.81
2	Katelyn Zhang	11	Helensvale	32.63
3	Frankie McTomlinson	12	Belgravia GC	32.38
4	Charli Sheppard	11	Belgravia GC	32.30
5	Ivy Rameau	11	St Hildas	32.38
6	Loni Turnbull	13	Miami	32.40
7	Mia Chappell	11	Sharks Aquatics	32.74
8	Sophia Tarrant	11	Somerset GC	32.95
9	Lillian Wang	11	Southport	33.09

**Heat 12 of 20 Finals**

0	Alexandra Mair	11	AB Pat College	33.44
1	Holly Tassell	11	Helensvale	33.40
2	Ivy Sun	10	St Hildas	33.31
3	Christine lee	11	Sharks Aquatics	33.19
4	Mia Lily Nell	11	Sharks Aquatics	33.10
5	Emily Maker	12	Helensvale	33.15
6	Autumn Squires	11	Miami	33.21
7	Sofia Richards	11	Miami	33.37
8	Hayley Kam	11	Emmanuel	33.44
9	Sofia Tawyer	10	Miami	33.54

**Heat 13 of 20 Finals**

0	Amelia Eddy	9	Trinity	34.56
1	Gabriella Smith	10	Pimpama	34.30
2	Lulu Kirk	11	Sharks Aquatics	33.95
3	Piper Howard	11	Lawrence	33.75
4	Claire Rackley	11	Miami	33.56
5	Elspeth Hooper	11	All Saints	33.68
6	Lexie Shipp	12	Superfish	33.82
7	Florence Zhu	10	Pimpama	34.17
8	Tia Bell	11	Helensvale	34.30
9	Ayva Immisch	11	Lawrence	34.73

**Heat 14 of 20 Finals**

0	Indi Bootes	10	St Hildas	35.83
1	Evie Deller	11	Emmanuel	35.48
2	Brianna Canton	11	Superfish	35.27
3	Sarah Scott	11	Emmanuel	35.20
4	Mia Perndt	11	Somerset GC	35.00
5	Scarlett Cooke	10	Kennedy Pacific	35.16
6	Zali Ledek	10	Sharks Aquatics	35.24
7	Marlie Scarce	10	Miami	35.47
8	Ming Sum Fok	10	St Hildas	35.74
9	Vivian Mordue	10	Miami	35.87



**2024 McDonald's SGC Championships - 8/03/2024 to 10/03/2024****Meet Program - 2024 McDonald's SGC Championships Session 3****Heat 15 Finals (#57 Girls 8 & Over 50 LC Meter Freestyle)**

0	Eliana Rankin	10	Miami	37.30
1	Grace Grigg	9	Somerset GC	37.14
2	Chloe Davenport	10	Pimpama	36.82
3	Maya Brown	9	Sharks Aquatics	36.36
4	Allira Upton (V)	10	KNGC	36.10
5	Skylah-Violet Bean	9	All Saints	36.21
6	Bonnie Cross	10	Tss Aquatic	36.69
7	Stella Howard	9	St Hildas	36.95
8	Evie Brown	10	St Hildas	37.24
9	Rose Hart	10	Somerset GC	37.42

**Heat 16 of 20 Finals**

0	Willow Castles	9	Surfers Paradise	38.63
1	McKenna Burden	8	Tss Aquatic	38.39
2	Zara Coleman	10	Pimpama	38.25
3	Lilyana Ozoux	10	Sharks Aquatics	37.93
4	Isabelle Paul	10	Gullivers	37.92
5	Zara Murphy	10	St Hildas	37.93
6	Kimia Shayesteh	10	Tss Aquatic	38.18
7	Martina Alvarez-Caldero	10	St Hildas	38.36
8	Indiana Brown	10	Emmanuel	38.44
9	Melly lee	9	Sharks Aquatics	39.63

**Heat 17 of 20 Finals**

0	Lydia Bradshaw	9	Superfish	44.38
1	Pyper Lavaring	8	Belgravia GC	43.45
2	Scarlett Zhong	9	AB Pat College	42.14
3	Elle O'Kearney	9	Miami	41.32
4	Florence Gaffney	9	Lawrence	39.88
5	Willow Bambry	9	Belgravia GC	40.88
6	Taylen Upton (V)	8	KNGC	41.89
7	Emme Campbell	8	Somerset GC	43.40
8	Scarlett Woollven	9	Somerset GC	44.06
9	Sienna Hayes	9	Helensvale	44.50

**Heat 18 of 20 Finals**

0	Rose Moody	9	St Hildas	49.09
1	Aviva Wang	9	AB Pat College	47.01
2	Georgia Macfarlane	9	Sharks Aquatics	46.80
3	Chloe DU	9	AB Pat College	44.80
4	Oliana Stotz	8	Somerset GC	44.71
5	Aimee Zhang	9	AB Pat College	44.76
6	Avara Harth	8	Sharks Aquatics	45.27
7	Kate Obree	8	St Hildas	47.01
8	Victoria Hill	9	St Hildas	48.03
9	Annabelle Caldwell	9	Helensvale	50.88

**Heat 19 of 20 Finals**

0	Isla Ryan	8	Sharks Aquatics	NT
1	Indiana Stephen	8	St Hildas	NT
2	Scarlett Thomasson	8	Tss Aquatic	NT
3	Amanda Chen	9	AB Pat College	53.95
4	Victoria Tan	9	AB Pat College	51.61
5	Angelica Tseng	9	Tss Aquatic	53.10
6	Bethany Simmonds	9	Pimpama	55.90
7	Lucy Griffiths	8	St Hildas	NT
8	Poppy Shipp	8	Superfish	NT
9				

**Heat 20 of 20 Finals**

0				
1				
2				
3	Briella Dickson	8	St Hildas	NT
4	Ella Drury	8	Somerset GC	NT
5	Harriet Hawkins	8	Tss Aquatic	NT
6				
7				
8				
9				

**Event 58 Boys 8 & Over 50 LC Meter Freestyle**

<b>8 SGC Rec:</b>	<b>33.91</b>	<b>2017</b>	<b>Matt Schafer</b>
<b>9 SGC Rec:</b>	<b>31.72</b>	<b>2004</b>	<b>Cameron McEvoy</b>
<b>10 SGC Rec:</b>	<b>29.81</b>	<b>2019</b>	<b>Matt Schafer</b>
<b>11 SGC Rec:</b>	<b>27.97</b>	<b>2009</b>	<b>Bailey Lawson</b>
<b>12 SGC Rec:</b>	<b>26.76</b>	<b>2012</b>	<b>Andrew P Ryan</b>
<b>13 SGC Rec:</b>	<b>24.78</b>	<b>2009</b>	<b>Alex Press</b>
<b>14 SGC Rec:</b>	<b>24.72</b>	<b>2023</b>	<b>Hudson Sheehan</b>
<b>15 SGC Rec:</b>	<b>23.14</b>	<b>2021</b>	<b>Flynn Southam</b>
<b>16 SGC Rec:</b>	<b>23.36</b>	<b>2022</b>	<b>Flynn Southam</b>
<b>17&amp;O SGC Rec:</b>	<b>22.50</b>	<b>2021</b>	<b>James Roberts</b>

**Lane Name Age Team Seed Time****Heat 1 of 15 Finals**

0	Kai Van Kool	21	Somerset GC	24.13
1	Kalani Creech	17	Bond	23.91
2	Lachlan Carter	26	Somerset GC	23.53
3	Jamison Morgan	18	Somerset GC	23.20
4	Michael Pickett (V)	21	Somerset GC	22.11
5	Andrew Newling	24	Somerset GC	22.71
6	Hiroki Takeda (V)	24	Somerset GC	23.23
7	Tom Gallagher S10	24	Somerset GC	23.57
8	Alastair Miller	19	Southport	23.93
9	Brady Hughes	18	Southport	24.22

**Heat 2 of 15 Finals**

0	Ethan Quick	18	Emmanuel	24.99
1	Cooper Lynch	17	Miami	24.73
2	Finau Ohuafi (V)	23	Bond	24.64
3	Tien Shao-Yuan (V)	19	Bond	24.33
4	Kody Byrne	17	Bond	24.26
5	Oscar Croak	18	Miami	24.26
6	Samson Barisic	18	Southport	24.51
7	Tyler Clayton	18	Griffith Uni	24.70
8	Kaden Robinson	17	Bond	24.87
9	Luca Knezevic	16	Southport	24.99

**Heat 3 of 15 Finals**

0	Ryder Lambert	19	Southport	25.61
1	Riley Johnston	14	Somerset GC	25.58
2	Dylan Aspinall	16	Somerset GC	25.35
3	Ethan Macdonald	15	Southport	25.31
4	Hunter Boswell	18	Bond	24.99
5	Joel Fraser	20	Bond	25.10
6	Will Sutcliffe	16	Tss Aquatic	25.35
7	Matthew Kalogeropoulos	16	Tss Aquatic	25.56
8	Cooper McGuinness	14	Emmanuel	25.60
9	Blake Beendorf	15	Emmanuel	25.80

## 2024 McDonald's SGC Championships - 8/03/2024 to 10/03/2024

## Meet Program - 2024 McDonald's SGC Championships Session 3

**Heat 4 Finals (#58 Boys 8 & Over 50 LC Meter Freestyle)**

0	Taj Benjamin	14	Miami	26.34
1	Peter Ketchell	15	Southport	26.30
2	Koa Stotz	13	Somerset GC	26.06
3	Chase Holmes	16	Helensvale	25.92
4	Max Anderson	14	Southport	25.80
5	Nick Alford	18	Southport	25.84
6	Jack Connors	15	Emmanuel	25.97
7	Tomo Shadforth	16	Tss Aquatic	26.16
8	Will Hensley (V)	15	ALST	26.33
9	Riley McMinn	16	Helensvale	26.46

**Heat 5 of 15 Finals**

0	Keanu Schaffer	14	Tss Aquatic	27.30
1	Emilio Ramirez	16	Emmanuel	26.85
2	Daniel Callebaut (V)	17	Bond	26.67
3	Isaac Cummins	15	Helensvale	26.63
4	Jay D Collins	14	St Hildas	26.55
5	Alexander Doherty	15	Belgravia GC	26.60
6	Cade McKissack	15	Miami	26.65
7	Ryan Cothill	18	Southport	26.69
8	Cohen Tarrant	13	Somerset GC	26.89
9	Maximus Truman	13	Somerset GC	27.38

**Heat 6 of 15 Finals**

0	Nathan McKenna (V)	14	New Caledonia	28.06
1	Cayden Goode	13	Miami	27.96
2	Alex Wellm (V)	15	KNGC	27.65
3	Callen Coetser	14	Miami	27.49
4	Alexander Duggan	16	Emmanuel	27.38
5	Ethan Mcguinness	16	Emmanuel	27.40
6	Danny Baxter	14	Somerset GC	27.61
7	Dane Rayward	14	Miami	27.94
8	Lachlan Potts	15	Helensvale	27.97
9	Christiaan Howes	15	Helensvale	28.11

**Heat 7 of 15 Finals**

0	Owen Ford	14	Beaudesert	28.83
1	Joshua Bowden	15	Emmanuel	28.77
2	Kaizin Castle	14	Emmanuel	28.65
3	Alexandre Zanon (V)	14	New Caledonia	28.33
4	Nathan Soekiman (V)	15	New Caledonia	28.25
5	Emmitt Morris	12	Pimpama	28.31
6	Isaac Lai	14	Tss Aquatic	28.63
7	Jack Carkeek	15	Pimpama	28.69
8	Aidan Wong	14	Belgravia GC	28.81
9	Diesel Vickery	12	Emmanuel	29.03

**Heat 8 of 15 Finals**

0	Jack Johnston	13	Miami	29.66
1	Oliver Gisler	14	Miami	29.62
2	Timothy Wellm	13	All Saints	29.50
3	Christian Plathe	14	Helensvale	29.11
4	James Hill	13	St Hildas	29.08
5	Rhys Robinson	14	Bond	29.10
6	Ethan Deschamps	14	Somerset GC	29.48
7	John Cameron	14	Emmanuel	29.55
8	Jett Anderson	14	Miami	29.64
9	Dominic Fletcher	12	Somerset GC	29.79

**Heat 9 of 15 Finals**

0	Rafael Carroll-Cinque	12	Lawrence	30.70
1	Nicholas Doherty	13	Belgravia GC	30.29
2	Kessler Merchant (V)	12	TWIN	30.03
3	Lewis Williams	13	Miami	29.85
4	Elias Flancia	14	Pimpama	29.84
5	Samu-Patrik Sula (V)	14	FINL	29.84
6	Jasper Harvey	12	Emmanuel	29.95
7	Aiden Zhang	14	AB Pat College	30.07
8	Judd Vickery	11	Emmanuel	30.50
9	Kai Macdonald	12	Southport	30.74

**Heat 10 of 15 Finals**

0	Callum Jenkins	12	Pimpama	31.64
1	Nate Rameau	12	St Hildas	31.47
2	Cooper Jones	11	Tss Aquatic	31.35
3	Knox Anderson	11	Somerset GC	31.08
4	Chase Eddie	13	Pimpama	30.99
5	Joey Duggan	13	Emmanuel	31.02
6	Rafael Ileana	12	Somerset GC	31.13
7	Finn Carroll-Cinque	10	Lawrence	31.41
8	Jake Tobin	11	Somerset GC	31.63
9	Edward Cramer	12	Lawrence	31.80

**Heat 11 of 15 Finals**

0	Noah Campbell	10	Somerset GC	32.97
1	William Davenport	12	Pimpama	32.78
2	Kaylis Tihau	12	Sharks Aquatics	32.74
3	Harry Woollven	12	Somerset GC	32.55
4	Owen Tseng	11	Tss Aquatic	32.07
5	Harry Simmonds	11	Pimpama	32.53
6	Reuben Bambry	10	Belgravia GC	32.64
7	Braxtyn Truman	11	Somerset GC	32.78
8	Bennett Hill	12	Tss Aquatic	32.81
9	Benji Eke	10	Lawrence	33.01

**Heat 12 of 15 Finals**

0	Blake Ronald	11	Sharks Aquatics	33.98
1	Griffin Haywood	9	Surfers Paradise	33.93
2	Oliver Ruscitti	10	Trinity	33.43
3	Byron Sams	11	Miami	33.35
4	Jack Sewell	11	Somerset GC	33.10
5	Luca Boersma	11	Miami	33.30
6	Byron Garner	11	Pimpama	33.41
7	Jasper Ward	10	Surfers Paradise	33.71
8	Ned Simmonds	10	Lawrence	33.93
9	Jay Buttigieg	10	Pimpama	34.11

**Heat 13 of 15 Finals**

0	Sean Weng	10	AB Pat College	36.24
1	Liam Sullivan	10	Pimpama	35.51
2	Charlie Gamble	11	Lawrence	35.16
3	Issac Sun	9	St Hildas	34.72
4	Declan Harth	10	Sharks Aquatics	34.41
5	Hudson Harley	10	Somerset GC	34.49
6	Aiden Krstevski	11	Southport	35.07
7	Dylan Prescott	11	Miami	35.31
8	Hongyi Yan	10	AB Pat College	35.81
9	James Ferguson	8	Trinity	36.56

**2024 McDonald's SGC Championships - 8/03/2024 to 10/03/2024****Meet Program - 2024 McDonald's SGC Championships Session 3****Heat 14 Finals (#58 Boys 8 & Over 50 LC Meter Freestyle)**

0	Lachlan Rose	8	Lawrence	39.25
1	Jai Thomson	8	Trinity	38.53
2	Carter Jardine	10	Lawrence	37.93
3	James Purcell	10	Lawrence	37.19
4	Jay Dally	10	Helensvale	36.77
5	Jackie Qiang	10	Miami	36.94
6	Lachlan Davenport	9	Pimpama	37.53
7	Sam Fraser	9	Surfers Paradise	37.97
8	Carter Alexander (V)	8	KNGC	39.04
9	Jingyu Li	9	Somerset GC	40.36

**Heat 15 of 15 Finals**

0				
1	Travis Falicz	8	Helensvale	NT
2	Alex Wang	9	AB Pat College	45.59
3	Lachlan Deller	9	Emmanuel	42.66
4	Reeve Manning	9	Somerset GC	41.68
5	Aksel Pitura	8	Somerset GC	41.82
6	Beau Fairley	9	Emmanuel	44.93
7	Oliver Liang	8	AB Pat College	49.89
8				
9				



**ENTRY QUALIFYING TIMES**  
**2024 Australian Age Swimming Championships**  
 Gold Coast Aquatic Centre, Southport QLD | 6-14 April 2024

GIRLS					
EVENT	13 Yrs	14 Yrs	15 Yrs	16 Yrs	17 Yrs
50m Freestyle	29.02	28.48	28.02	27.99	27.70
100m Freestyle	1:03.52	1:02.02	1:01.03	1:00.48	59.84
200m Freestyle	2:17.80	2:15.09	2:13.85	2:11.98	2:11.29
400m Freestyle	4:50.72	4:43.94	4:42.27	4:35.54	4:37.00
800m Freestyle	9:48.75	9:40.68	9:29.49	9:18.15	9:17.66
1500m Freestyle	18:49.64	18:33.52	18:13.98	18:02.71	17:55.51
50m Backstroke	33.71	32.97	32.55	32.51	32.40
100m Backstroke	1:13.03	1:11.20	1:09.86	1:09.14	1:08.43
200m Backstroke	2:37.47	2:33.58	2:31.23	2:29.85	2:28.29
50m Breaststroke	37.79	37.14	36.53	36.48	35.68
100m Breaststroke	1:23.54	1:21.22	1:19.56	1:18.73	1:17.90
200m Breaststroke	3:00.53	2:55.86	2:52.59	2:49.50	2:47.71
50m Butterfly	31.55	30.79	30.18	29.93	29.54
100m Butterfly	1:11.05	1:08.52	1:06.75	1:06.05	1:05.36
200m Butterfly	2:39.75	2:34.94	2:30.91	2:29.34	2:27.78
200m IM	2:38.89	2:33.15	2:30.00	2:28.42	2:26.84
400m IM	5:37.02	5:28.91	5:20.17	5:16.80	5:13.43
RELAYS					
4 x 50m Freestyle	13 - 14 years		1:57.42		
4 x 50m Freestyle	15 - 16 years		1:54.00		
4 x 50m Freestyle	13 - 17 years		1:53.99		
4 x 100m Freestyle	13 - 17 years		4:07.92		
4 x 50m Medley	13 - 14 years		2:11.00		
4 x 50m Medley	15 - 16 years		2:07.00		
4 x 50m Medley	13 - 17 years		2:06.81		
4 x 100m Medley	13 - 17 years		4:37.36		

BOYS					
EVENT	14 Yrs	15 Yrs	16 Yrs	17 Yrs	18 Yrs
50m Freestyle	26.45	25.58	25.19	24.91	24.64
100m Freestyle	58.43	56.33	55.14	54.84	54.24
200m Freestyle	2:08.45	2:03.98	2:01.40	1:59.01	1:57.73
400m Freestyle	4:33.55	4:24.20	4:18.70	4:14.70	4:11.96
800m Freestyle	9:24.71	9:04.23	8:50.36	8:45.19	8:41.49
1500m Freestyle	18:03.02	17:27.39	17:09.32	16:47.84	16:37.10
50m Backstroke	31.06	29.94	29.24	28.63	28.23
100m Backstroke	1:07.25	1:04.68	1:02.78	1:02.11	1:01.45
200m Backstroke	2:26.42	2:20.73	2:16.68	2:15.22	2:13.77
50m Breaststroke	34.12	33.12	32.12	31.79	31.46
100m Breaststroke	1:15.20	1:12.96	1:10.72	1:09.97	1:09.23
200m Breaststroke	2:44.20	2:39.35	2:34.50	2:32.88	2:31.27
50m Butterfly	29.25	27.58	26.84	26.55	26.27
100m Butterfly	1:04.51	1:02.01	1:00.26	59.62	58.98
200m Butterfly	2:25.12	2:19.83	2:16.94	2:14.06	2:12.62
200m IM	2:26.30	2:21.76	2:18.99	2:16.06	2:14.60
400m IM	5:14.56	5:06.38	5:00.70	4:54.34	4:51.18
RELAYS					
4 x 50m Freestyle	14 - 15 years		1:46.80		
4 x 50m Freestyle	16 - 17 years		1:42.63		
4 x 50m Freestyle	14 - 18 years		1:42.08		
4 x 100m Freestyle	14 - 18 years		3:43.32		
4 x 50m Medley	14 - 15 years		2:03.00		
4 x 50m Medley	16 - 17 years		2:01.00		
4 x 50m Medley	14 - 18 years		1:57.38		
4 x 100m Medley	14 - 18 years		4:09.06		

Age as at 6<sup>th</sup> April 2024.

Short course times are not eligible for this meet.

Qualifying time must be achieved after 1<sup>st</sup> May 2023.

Entries close 11:59pm AEDT Monday 18<sup>th</sup> March 2024. Times achieved after this date will not be accepted.

BOYS 12-13 YEARS																			
Event	S1	S2	S3	S4	S5	S6	S7	S8	S9	S10	S11	S12	S13	S14	S15	S16	S17	S18	S19
50m Free	01:52.01	01:34.58	01:14.32	01:02.38	54.10	47.90	45.44	44.10	41.06	38.08	43.14	38.91	38.13	41.10	39.39	43.96	38.08	43.68	41.10
100m Free	03:59.12	03:37.04	02:44.30	02:15.30	02:00.19	01:45.38	01:38.00	01:36.16	01:28.72	01:24.64	01:34.67	01:26.40	01:25.34	01:25.14	01:26.60	01:32.53	01:24.64	1:29.76	01:25.14
50m Back	02:02.00	01:31.26	01:14.59	01:09.78	01:00.77	01:03.30	01:02.05	54.35	49.23	50.88	57.26	54.82	47.18	49.05	45.28	51.78	50.88	52.03	49.05
100m Back	04:38.51	03:15.28	03:48.48	02:44.94	03:42.00	02:07.78	01:55.30	01:48.53	01:38.45	01:37.63	01:52.59	01:46.24	01:37.52	01:36.51	01:37.02	01:51.14	01:37.63	1:43.46	01:36.51
50m Fly				01:19.28	57.68	51.10	47.38	45.54	45.52	44.10	49.46	48.29	45.28	44.21	41.46	45.86	44.10	46.94	44.21
100m Fly							01:58.66	01:41.47	01:38.02	01:32.05	01:41.82	01:36.94	01:31.10	01:31.25	01:30.14	01:42.69	01:32.05	1:38.21	01:31.25
50m Breast	02:33.12	01:40.22	01:21.79	01:27.97	01:12.14	01:05.39	01:00.29	56.26	53.01		59.73	59.94	52.13	50.14	47.14	52.84	53.01	53.17	50.14
100m Breast			03:16.96	02:49.02	02:33.20	02:13.06	02:09.39	01:55.92	01:53.66		02:01.55	01:57.09	01:45.14	01:44.03	01:40.35	01:58.27	01:53.66	1:58.47	01:44.03
150/200m IM		09:21.94	04:59.06	04:25.04	05:12.02	04:26.80	04:03.36	03:57.34	03:45.58	03:34.21	03:57.07	04:15.28	03:32.86	03:32.45	03:25.20	04:07.95	03:34.21	3:48.82	03:32.45

GIRLS 12-13 YEARS																			
Event	S1	S2	S3	S4	S5	S6	S7	S8	S9	S10	S11	S12	S13	S14	S15	S16	S17	S18	S19
50m Free	02:06.07	01:56.79	01:33.39	01:03.74	59.82	53.65	53.76	51.71	46.56	45.39	49.78	44.74	43.30	46.80	43.74	49.99	45.39	49.67	46.80
100m Free	04:30.88	03:59.85	03:21.68	02:26.03	02:14.42	01:58.46	01:57.90	01:48.58	01:41.36	01:38.00	01:59.04	01:38.00	01:36.85	01:37.36	01:35.73	01:48.09	01:38.00	1:32.65	01:37.36
50m Back	02:03.06	01:55.82	01:38.11	01:22.62	01:14.03	01:11.04	01:10.14	01:05.65	56.53	55.12	01:29.70	57.02	57.76	52.33	50.77	01:00.27	55.12	56.02	52.33
100m Back	04:41.98	04:10.34	03:50.20	03:45.30	03:53.14	02:13.54	02:15.07	02:08.88	01:54.14	01:52.38	02:16.05	01:57.84	01:48.56	01:50.53	01:49.10	02:18.73	01:52.38	2:02.53	01:50.53
50m Fly				02:11.10	01:08.86	59.49	56.64	58.96	50.59	49.92	59.68	57.68	55.68	50.98	47.58	00:53.19	49.92	50.61	50.98
100m Fly							02:13.35	02:07.42	01:49.55	01:49.60	04:09.94	01:50.40	01:50.48	01:47.63	01:46.83	02:38.13	01:49.60	2:01.32	01:47.63
50m Breast	03:54.66	02:44.66	01:35.44	02:10.42	01:22.06	01:19.28	01:19.04	01:07.30	01:00.67		01:08.70	01:26.03	58.35	58.40	54.72	01:02.49	01:00.67	1:01.42	58.40
100m Breast			04:03.28	03:29.86	03:08.45	02:41.87	02:34.30	02:12.67	02:02.80		02:24.51	02:17.42	02:02.32	02:03.60	02:01.52	02:24.04	02:02.80	2:16.87	02:03.60
150/200m IM		10:33.49	06:13.49	04:59.10	06:03.36	04:51.82	04:51.63	04:34.46	04:12.08	04:04.45	04:57.12	04:20.05	03:56.43	04:03.36	03:57.40	04:46.40	04:04.45	4:30.57	04:03.36

BOYS 14-15 YEARS																			
Event	S1	S2	S3	S4	S5	S6	S7	S8	S9	S10	S11	S12	S13	S14	S15	S16	S17	S18	S19
50m Free	01:52.01	01:34.58	01:14.32	01:02.38	54.10	43.41	41.18	39.96	37.21	34.51	39.09	35.26	34.55	35.69	34.28	38.64	34.51	38.00	35.69
100m Free	03:59.12	03:37.04	02:44.30	02:15.30	02:00.19	01:35.50	01:28.81	01:27.15	01:20.40	01:16.71	01:25.80	01:18.30	01:17.34	01:17.15	01:15.41	01:20.02	01:16.71	1:24.59	01:17.15
50m Back	02:02.00	01:31.26	01:14.59	01:09.78	01:00.77	57.36	56.23	49.26	44.62	46.11	51.90	49.68	42.76	42.57	39.39	44.87	46.11	45.22	42.57
100m Back	04:38.51	03:15.28	03:48.48	02:44.94	03:42.00	01:55.80	01:44.49	01:38.35	01:29.22	01:28.48	01:42.04	01:36.28	01:28.38	01:27.46	01:24.36	01:36.23	01:28.48	1:37.49	01:27.46
50m Fly				01:19.28	57.68	46.31	42.93	41.27	41.25	39.96	44.82	43.76	41.04	38.33	36.13	44.86	39.96	40.77	38.33
100m Fly							01:47.53	01:31.96	01:28.83	01:23.42	01:32.28	01:27.86	01:22.56	01:22.69	01:18.55	01:28.61	01:23.42	1:32.55	01:22.69
50m Breast	02:33.12	01:40.22	01:21.79	01:27.97	01:12.14	59.26	54.64	50.98	48.04		54.13	54.32	47.24	43.63	41.03	45.72	48.04	49.90	43.63
100m Breast			03:16.96	02:49.02	02:33.20	02:00.58	01:57.26	01:45.05	01:43.01		01:50.16	01:46.11	01:35.28	01:34.28	01:27.44	02:15.77	01:43.01	1:52.01	01:34.28
150/200m IM		09:21.94	04:59.06	04:25.04	05:12.02	04:01.79	03:40.55	03:35.09	03:24.44	03:14.13	03:34.85	03:51.35	03:12.91	03:12.53	02:58.87	03:33.81	03:14.13	3:36.43	03:12.53

GIRLS 14-15 YEARS																			
Event	S1	S2	S3	S4	S5	S6	S7	S8	S9	S10	S11	S12	S13	S14	S15	S16	S17	S18	S19
50m Free	02:06.07	01:56.79	01:33.39	01:03.74	59.82	48.62	48.72	46.86	42.20	41.14	45.11	40.54	39.24	40.64	38.11	43.33	41.14	43.20	40.64
100m Free	04:30.88	03:59.85	03:21.68	02:26.03	02:14.42	01:47.36	01:46.85	01:38.40	01:31.86	01:28.81	01:47.88	01:28.81	01:27.77	01:28.23	01:23.42	01:33.64	01:28.81	1:37.90	01:28.23
50m Back	02:03.06	01:55.82	01:38.11	01:22.62	01:14.03	01:04.38	01:03.57	59.49	51.23	49.95	21.29	51.68	52.35	45.41	44.14	52.30	49.95	52.99	45.41
100m Back	04:41.98	04:10.34	03:50.20	03:45.30	03:53.14	02:01.02	02:02.41	01:56.80	01:43.44	01:41.85	02:03.29	01:46.79	01:38.38	01:40.17	01:34.82	01:59.83	01:41.85	1:55.89	01:40.17
50m Fly				02:11.10	01:08.86	53.91	51.33	53.43	45.85	45.24	54.46	52.46	50.46	44.32	41.36	46.10	45.24	53.67	44.32
100m Fly							01:57.86	01:55.48	01:39.28	01:39.32	03:46.50	01:40.05	01:40.12	01:37.54	01:33.08	02:15.12	01:39.32	1:54.75	01:37.54
50m Breast	03:54.66	02:44.66	01:35.44	02:10.42	01:22.06	01:11.85	01:11.63	01:00.99	54.98		01:02.26	01:17.97	52.88	50.61	47.62	54.19	54.98	58.09	50.61
100m Breast			04:03.28	03:29.86	03:08.45	02:26.70	02:19.84	02:00.23	01:51.29		02:10.96	02:04.54	01:50.85	01:52.01	01:45.78	02:04.80	01:51.29	2:09.45	01:52.01
150/200m IM		10:33.49	06:13.49	04:59.10	06:03.36	04:24.47	04:24.29	04:08.73	03:48.45	03:41.53	04:29.27	03:55.67	03:34.27	03:40.55	03:26.63	04:07.52	03:41.53	4:15.91	03:40.55

»Age as at 6th April 2024.

»Short Course times are not eligible for this meet.

»Qualifying Times must be not eligible since 1st May 2023

»Entries close 11:59PM AEDT Monday 18th March 2024.

»Please ensure you have qualified for your events before processing entries. Refunds will not be processed for ineligible entries»

BOYS 16-18 YEARS																				
Event	S1	S2	S3	S4	S5	S6	S7	S8	S9	S10	S11	S12	S13	S14	S15	S16	S17	S18	S19	
50m Free	01:52.01	01:34.58	01:14.32	01:02.38	54.10	40.42	38.34	37.21	34.64	32.13	36.40	32.83	32.17	33.25	31.97	35.21	32.13	35.53	33.25	
100m Free	03:59.12	03:37.04	02:44.30	02:15.30	02:00.19	01:28.91	01:22.69	01:21.14	01:14.86	01:11.41	01:19.88	01:12.90	01:12.01	01:11.83	01:10.31	01:14.68	01:11.41	1:20.65	01:11.83	
50m Back	02:02.00	01:31.26	01:14.59	01:09.78	01:00.77	53.41	52.35	45.86	41.54	42.93	48.32	46.25	39.81	39.68	36.73	41.86	42.93	42.92	39.68	
100m Back	04:38.51	03:15.28	03:48.48	02:44.94	03:42.00	01:47.81	01:37.28	01:31.57	01:23.07	01:22.38	01:35.00	01:29.64	01:22.28	01:21.43	01:18.67	01:29.80	01:22.38	1:32.95	01:21.43	
50m Fly				01:19.28	57.68	43.12	39.97	38.42	38.41	37.21	41.73	40.74	38.20	35.78	33.68	36.95	37.21	38.36	35.78	
100m Fly								01:40.12	01:25.62	01:22.70	01:17.67	01:25.91	01:21.80	01:16.87	01:16.99	01:13.23	01:23.14	01:17.67	1:28.24	01:16.99
50m Breast	02:33.12	01:40.22	01:21.79	01:27.97	01:12.14	55.17	50.87	47.47	44.73		50.40	50.57	43.98	40.66	38.26	42.67	44.73	47.57	40.66	
100m Breast			03:16.96	02:49.02	02:33.20	01:52.27	01:49.17	01:37.81	01:35.90		01:42.56	01:38.79	01:28.71	01:27.78	01:21.52	01:35.61	01:35.90	1:46.79	01:27.78	
150/200m IM		09:21.94	04:59.06	04:25.04	05:12.02	03:45.11	03:25.34	03:20.26	03:10.34	03:00.74	03:20.03	03:35.39	02:59.60	02:59.25	02:46.74	03:19.67	03:00.74	3:26.36	02:59.25	

GIRLS 16-18 YEARS																			
Event	S1	S2	S3	S4	S5	S6	S7	S8	S9	S10	S11	S12	S13	S14	S15	S16	S17	S18	S19
50m Free	02:06.07	01:56.79	01:33.39	01:03.74	59.82	45.27	45.36	43.63	39.29	38.30	42.00	37.75	36.53	37.83	35.53	40.43	38.30	40.74	37.83
100m Free	04:30.88	03:59.85	03:21.68	02:26.03	02:14.42	01:39.95	01:39.48	01:31.61	01:25.52	01:22.69	01:40.44	01:22.69	01:21.72	01:22.15	01:17.76	01:27.38	01:22.69	1:32.56	01:22.15
50m Back	02:03.06	01:55.82	01:38.11	01:22.62	01:14.03	59.94	59.18	55.39	47.70	46.51	15.68	48.11	48.74	42.33	41.17	48.78	46.51	50.52	42.33
100m Back	04:41.98	04:10.34	03:50.20	03:45.30	03:53.14	01:52.67	01:53.97	01:48.74	01:36.31	01:34.82	01:54.79	01:39.43	01:31.60	01:33.26	01:28.43	01:51.88	01:34.82	1:50.49	01:33.26
50m Fly				02:11.10	01:08.86	50.19	47.79	49.75	42.69	42.12	50.98	48.98	46.98	41.29	38.58	43.01	42.12	45.64	41.29
100m Fly							01:52.28	01:47.51	01:32.43	01:32.47	03:30.88	01:33.15	01:33.22	01:30.81	01:26.77	02:06.37	01:32.47	1:49.41	01:30.81
50m Breast	03:54.66	02:44.66	01:35.44	02:10.42	01:22.06	01:06.89	01:06.69	56.78	51.19		57.97	01:12.59	49.23	47.17	44.40	50.56	51.19	55.39	47.17
100m Breast			04:03.28	03:29.86	03:08.45	02:16.58	02:10.19	01:51.94	01:43.61		02:01.93	01:55.95	01:43.21	01:44.29	01:38.64	01:56.45	01:43.61	2:03.42	01:44.29
150/200m IM		10:33.49	06:13.49	04:59.10	06:03.36	04:06.23	04:06.06	03:51.58	03:32.69	03:26.25	04:10.70	03:39.42	03:19.49	03:25.34	03:12.65	03:51.06	03:26.25	4:03.99	03:25.34

BOYS 12-15 YEARS: 200m & 400m Freestyle																			
Event	S1	S2	S3	S4	S5	S6	S7	S8	S9	S10	S11	S12	S13	S14	S15	S16	S17	S18	S19
200m Free	08:12.11	07:08.34	05:42.66	04:51.90	04:45.50	04:38.37	03:53.71	03:50.35	03:33.92	03:17.38	05:28.59	03:54.35	03:23.76	03:03.06	03:06.81	03:27.13	03:17.38	03:32.12	03:03.06
400m Free						08:12.59	07:32.98	07:17.39	06:46.48	06:39.81	07:29.04	07:56.37	06:54.88	06:58.85	07:13.44	08:50.44	06:39.81	07:28.09	06:58.85

GIRLS 12-15 YEARS: 200m & 400m Freestyle																			
Event	S1	S2	S3	S4	S5	S6	S7	S8	S9	S10	S11	S12	S13	S14	S15	S16	S17	S18	S19
200m Free	08:57.16	08:39.00	07:56.93	05:08.59	05:07.38	05:01.22	04:31.22	04:26.22	03:59.49	03:55.58	06:12.08	05:12.08	04:42.08	03:29.95	03:39.42	03:54.99	03:55.58	03:51.26	03:29.95
400m Free						08:50.75	08:35.38	08:08.64	07:37.10	07:45.17	08:43.74	07:43.74	07:05.82	08:31.10	08:05.72	09:44.19	07:45.17	07:55.91	08:31.10

BOYS 16-18 YEARS: 200m & 400m Freestyle																			
Event	S1	S2	S3	S4	S5	S6	S7	S8	S9	S10	S11	S12	S13	S14	S15	S16	S17	S18	S19
200m Free	08:12.11	07:08.34	05:42.66	04:51.90	04:45.50	04:03.57	03:24.50	03:21.56	03:07.18	02:52.70	04:47.52	03:25.06	02:58.29	02:40.17	02:45.13	03:06.18	02:52.70	3:00.93	02:40.17
400m Free						07:11.02	06:36.35	06:22.72	05:55.67	05:49.83	06:32.91	06:56.82	06:03.02	06:06.49	05:46.20	07:04.10	05:49.83	6:27.56	06:06.49

GIRLS 16-18 YEARS: 200m & 400m Freestyle																			
Event	S1	S2	S3	S4	S5	S6	S7	S8	S9	S10	S11	S12	S13	S14	S15	S16	S17	S18	S19
200m Free	08:57.16	08:39.00	07:56.93	05:08.59	05:07.38	04:51.22	04:01.22	03:52.95	03:29.55	03:26.14	05:25.57	04:25.57	03:55.57	03:03.71	03:06.06	03:35.31	03:26.14	3:25.00	03:03.71
400m Free						07:44.41	07:30.95	07:07.56	06:39.97	06:47.02	07:38.28	06:38.28	06:12.60	07:27.22	06:27.97	07:46.89	06:47.02	7:19.94	07:27.22

- »Age as at 6th April 2024.
- »Short Course times are not eligible for this meet.
- »Qualifying Times must be achieved since 1st May 2023
- »Entries close 11:59PM AEDT Monday 18th March 2024.
- »Please ensure you have qualified for your events before processing entries. Refunds will not be processed for ineligible entries«

**QUALIFYING TIMES**  
**2024 Australian Open Championships**  
 Gold Coast Aquatic Centre, Southport QLD  
 17-20 April 2024

MEN OPEN & 19-20 YRS	EVENT	WOMEN OPEN & 18-19 YRS
24.22	50m Freestyle	27.72
53.77	100m Freestyle	59.30
1:57.65	200m Freestyle	2:09.96
4:11.78	400m Freestyle	4:34.88
8:40.74	800m Freestyle	9:26.99
16:35.66	1500m Freestyle	17:50.96
28.17	50m Backstroke	31.34
1:00.50	100m Backstroke	1:07.65
2:12.69	200m Backstroke	2:26.61
30.96	50m Breaststroke	35.31
1:07.69	100m Breaststroke	1:16.57
2:26.66	200m Breaststroke	2:44.84
26.41	50m Butterfly	29.32
58.58	100m Butterfly	1:04.69
2:11.72	200m Butterfly	2:26.23
2:12.46	200m Individual Medley	2:26.50
4:46.56	400m Individual Medley	5:13.15
<b>RELAYS</b>		
3:32.42	4 x 100m Free	3:57.94
7:49.28	4 x 200m Free	8:39.37
3:53.07	4 x 100m Medley	4:23.54
4:08.15	MIXED 4 x 100m Medley	4:08.15

Age as at 17th April, 2024.

Only Long Course times can be used to enter this event.

Qualifying times must be achieved after 1st January, 2023.

Entries close 11:59pm AEDT Thursday 28th March, 2024 - Times achieved after the closing date will not be accepted under any circumstances.

**QUALIFYING TIMES**  
**2024 Australian Swimming Trials**  
 Brisbane Aquatic Centre, QLD  
 10-15 June 2024

MEN	FREESTYLE	WOMEN
23.51	50m Freestyle	26.91
52.20	100m Freestyle	57.57
1:54.22	200m Freestyle	2:06.17
4:04.45	400m Freestyle	4:26.87
8:25.57	800m Freestyle	9:10.48
16:06.66	1500m Freestyle	17:19.77
<b>BACKSTROKE</b>		
58.74	100m Backstroke	1:05.68
2:08.83	200m Backstroke	2:22.34
<b>BREASTSTROKE</b>		
1:05.72	100m Breaststroke	1:14.34
2:22.39	200m Breaststroke	2:40.04
<b>BUTTERFLY</b>		
56.87	100m Butterfly	1:02.81
2:07.88	200m Butterfly	2:21.97
<b>INDIVIDUAL MEDLEY</b>		
2:08.60	200m Individual Medley	2:22.23
4:38.21	400m Individual Medley	5:04.03

*Age as at 10<sup>th</sup> June 2024.*

*Entry times for these trials must be achieved in a 50m pool.*

*Qualifying times must be achieved since 1<sup>st</sup> January 2022.*

*Entries close 11:59pm AEST Monday 27<sup>th</sup> May 2024 - Times achieved after the closing date will not be accepted under any circumstances.*